Attachments A, B, & C

ANNUAL MUNICIPAL BUDGETS
FISCAL YEAR 2015 – 2016

CITY OF HELOTES
Fiscal Year 2015 - 2016
Budget Cover Page

This budget will raise more revenue from property taxes than last year's budget by an amount of $290,683.00, which is a 10.11 percent increase from last year's budget. The property tax revenue to be raised from new property added to the tax roll this year is $83,445.00.

The City of Helotes adopted a tax rate that will raise more taxes for Maintenance and Operations than last year's tax rate. The tax rate will effectively be raised by 6.64% and will raise taxes for Maintenance and Operations on a $100,000 home by approximately $21.80.

The members of the governing body voted on the budget as follows:

FOR: Council Members: Ed Villanueva,Alex Blue, Bert Buys, Cynthia Massey, and Paul Friedrichs.

AGAINST: N/A

PRESENT and not voting: Mayor Thomas A. Schoolcraft

ABSENT: N/A

Property Tax Rate Comparison:

	2014-2015	2015-2016
Property Tax Rate:	$0.350000/100	$0.350000/100
Effective Tax Rate:	$0.342413/100	$0.328199/100
Effective Maintenance & Operations Tax Rate:	$0.268089/100	$0.254596/100
Rollback Tax Rate:	$0.368033/100	$0.355069/100
Debt Rate:	$0.078497/100	$0.080106/100

Total debt obligation for the CITY OF HELOTES secured by property taxes: $12.431 Million

City of Helotes, Texas
Proposed Municipal Budgets

Fiscal Year
October 1, 2015 – September 30, 2016

City Council

Mayor	**Thomas A. Schoolcraft**
Mayor Pro-Tem	**Paul Friedrichs**
Councilmember	**Bert Buys**
Councilmember	**Alex Blue**
Councilmember	**Edward Villanueva**
Councilmember	**Cynthia Massey**

City Staff & Officials

Rick Schroder	**City Administrator**
Robert Hunley	**Chief of Police**
Walton Daugherty	**Fire Chief**
Susan Wootton	**City Treasurer**
Grace Tamez	**City Secretary**
Andrea Goff	**Municipal Court Clerk**

City of Helotes, Texas
Municipal Budgets
FY 2015 - 2016
Table of Contents

Functional, Financial, & Historical Perspective……..6
Fiscal & Budgetary Policies……15
Budget Overview.……...18
Authorized Personnel, Benefits, and Holiday Schedule……21

Holiday Schedule……22
Authorized Personnel Comparison……23
Special Allowance Schedule……24
FYE 2016 Position / Compensation Chart……..26

General Fund Budget……..27
Interest & Sinking Fund Budget……31
Capital Replacement Fund Budget……..33
Municipal Court Security and Technology Fund Budgets……..35
PEG Fund Budget……..37
Police Dept. Training and Education Fund Budget……..39
School Safety Fund Budget……41
Police Dept. Explorer Post Fund Budget……..43
Police Dept. Federal and State Forfeiture Fund Budgets……45

BUDGET MESSAGE

Note: The Budget Message below dated 8/13/15 constitutes the original Mayoral Budget Message sent to City Council. Approved Budget numbers have since been adjusted and, therefore, may be different than the Budget numbers included within this Message.

August 13, 2015

City of Helotes City Council
12951 Bandera Road
Helotes, Texas 78023

Re: Proposed Fiscal Year Ending (FYE) 2016 Municipal Budgets

Distinguished Members of the City Council:

As Budget Officer for the City, I am pleased to present to you the proposed FYE 2016 Municipal Budgets. Currently, the proposed Budgets are balanced, meaning that we anticipate sufficient revenues and/or reserves to be generated by the City of Helotes to offset FYE 2016 Maintenance & Operating and Debt Service (Interest & Sinking) expenditures.

The FYE 2016 Budget process is as follows:

Aug. 13	Proposed FYE 2016 budget(s) presented to City Council. City Council votes to: Place a proposal to adopt an ad valorem property tax rate on a future Council agenda. Set dates and times for public hearings on the proposed budget. Set dates and times for public hearings on the proposed ad valorem tax rate.
Aug. 19	Publish first quarter-page notice of public hearings in the San Antonio Express-News.
Aug. 27	Public hearing on proposed FYE 2016 budget(s), including preliminary EDC FYE 2016 budget(s). Public hearing on proposed tax rate. (Announce the date, time, and place for the meeting at which Council will vote on the proposed tax rate.)
Aug. 29	If tax revenue will increase, and after the public hearing, publish notice of the meeting date, time, and location when the vote will be taken.
Sept. 10	Public hearing on proposed FYE 2016 budget(s), including preliminary EDC FYE 2016 budget(s). Public hearing on proposed tax rate. (Announce the date, time, and place for the meeting at which Council will vote on the proposed tax rate.)
Sept. 12	If tax revenue will increase, and after the public hearing, publish notice of the meeting date, time, and location when the vote will be taken.
Sept. 24	Adopt FYE 2016 budget(s), including approved EDC FYE 2016 budget(s). Adopt proposed tax rate.

Sept. 30 A taxing unit must adopt its tax rate by this date or 60 days after the taxing unit receives the appraisal roll, whichever date is later.

Budget Plan

The proposed FYE 2016 Municipal Budgets allow the City to maintain the current level of municipal services to the citizens of Helotes, while controlling municipal growth and spending. We have done this by allowing for three (3) part-time new hires, with one each being assigned to the Municipal Court, Public Works, and Development Services Departments. We have provided one (1) Step increase for full-time employees who are currently under their Estimated Market Value (EMV) and a one-half (1/2) Step increase for full-time employees who are currently over their EMV. We added the respective increases to each employee's current salary and moved them to the new Grade and Step Chart. Subsequently, employee salaries were rounded up to the next one-quarter (1/4) Step, which resulted in each employee receiving more than the allotted one (1) or one-half (1/2) Step adjustment to his/her salary. We also allowed for significant investments in:

- Employee Benefits;
- Dispatch Dept. Training;
- Open Government & Codification;
- Human Resources Reporting;
- Public Works Dept. Vehicles & Equipment;
- Grounds Improvements;
- Police Dept. Vehicles & Training;
- EMS Dept. Equipment;
- School Safety Improvements;
- IT Infrastructure;
- Public Safety Hardware & Software;
- Workspace Improvements;
- Street Maintenance;
- Capital Improvement Projects;
- Parks & Recreation, pavilions, equipment, and maintenance;
- Fire Dept. Protective Equipment;
- Municipal Court Security & Technology; and
- Public Access Channel Improvements.

Additionally, I strongly recommend keeping our current ad valorem (property) tax rate of $0.350 cents per $100 valuation. We have worked diligently through this fiscal year to keep our expenses down, thereby maintaining our philosophy of spending less than the revenue we collect. We structured the Certificates of Obligation debt issuance, approved by the City Council last month, in such a way that our Interest and Sinking (I&S) escrow account would stay at its current level. We did that so that we would be able to keep our ad valorem property tax rate stable at $0.350 per $100 valuation. The proposed 2015 Tax Year Maintenance & Operating and Interest & Sinking tax rates are as follows:

Maintenance & Operating (M&O)	Interest & Sinking (I&S)	Total
$0.269894 / $100 Valuation	$0.080106 / $100 Valuation	$0.35 / $100 Valuation

The Bexar County Appraisal District (BCAD) certified approximately $921 million in ad valorem taxable value for the City in Tax Year 2015. Of that, approximately $170 million (or 18.46%) in ad valorem taxable value is subject to the senior citizen and disability tax ceiling/freeze implemented by the City in 2008. The 2015 Tax Year Effective Ad Valorem Tax Rate is $0.328199 per $100 valuation. The 2015 Tax Year Rollback Ad Valorem Tax Rate is $0.355069 per $100 valuation.

Departmental Expenses – Budget Comparison

Department	FYE 2015 Budget	FYE 2015 Year End Estimate	Proposed FYE 2016 Budget
City Council	$3,142	$1,823	$2,325
Administration	$917,178	$992,176	$868,518
Dispatch	$391,408	$397,783	$412,066
City Secretary	$116,688	$95,038	$124,472
Municipal Court	$432,844	$458,022	$416,942
Human Resources	$16,943	$18,872	$97,769
Development Services	$147,548	$175,694	$175,563
Animal Control / Public Works	$290,573	$294,052	$281,344
Buildings / Grounds	$345,869	$347,564	$446,477
Police	$1,534,095	$1,496,221	$1,465,317
Fire	$1,127,630	$1,134,026	$1,145,562
EMS	$454,502	$449,497	$474,231
Total	**$5,778,420**	**$5,860,768***	**$5,910,586**

* Year End Estimate total based upon current spending projections. City Staff expects the Year End Estimate to be equal to or less than the FYE 2015 total budgeted expenditures at fiscal year-end.

As a result of the issuance of Certificates of Obligation on July 23, 2015, the City will receive $4,367,883.00 in certificate revenue on or about August 20, 2015. These monies will be used to fund the construction of the following projects:

F.M. 1560 Realignment Project;
S.H. 16 Water / Sewer Project;
Helotes Creek Linear Park Project;
F.M. 1560 Bridge Project; and
Cedar Trail Culvert Enlargement Project.

City Staff and I prepared the Municipal FYE 2016 Budgets for your review, modification, if necessary, and approval. The budgets are balanced, meaning that sufficient revenues are anticipated to be generated by the City to offset projected expenditures. City Staff and I recommend approval of the submitted FYE 2016 Budgets.

Please do not hesitate to contact me should you have any questions or concerns. I may be reached by telephone at 210.695.5912 or by email at tschoolcraft@helotes-tx.gov. You may also reach City Administrator Rick Schroder by telephone at 210.695.5913 or by email at rschroder@helotes-tx.gov.

Sincerely

Thomas A. Schoolcraft
Mayor
City of Helotes, Texas

FUNCTIONAL, FINANCIAL, AND HISTORICAL PERSPECTIVE

City of Helotes
A Historical Perspective

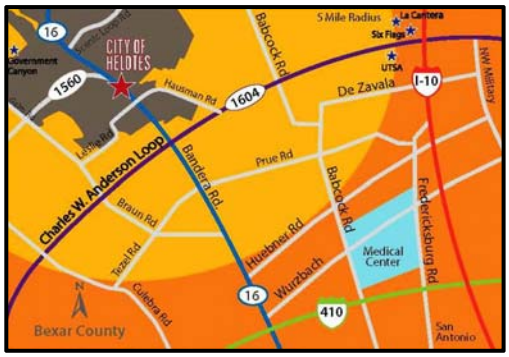

Surrounded by the beauty of the Texas Hill County, the City of Helotes is a vibrant community boasting a flourishing economy and a high quality-of-life and is known as the "Gateway to the Texas Hill Country."

Located just northwest of San Antonio, the City of Helotes was incorporated in 1981 as a Type A General Law municipality. Helotes, whose name is derived from the Spanish word elotes or "corn-on-the-cob," has been on Texas maps since the 1850s. Once inhabited by Lipan Apaches, Tonkawas, and Comanches, the City originally served as a stagecoach stop between the cities of San Antonio and Bandera.

For decades, Helotes remained a farming community. The opening of the famous John T. Floore County Store in 1946 and the Gugger General Store marked a turn towards commerce and economic growth. The dance hall is listed in the National Register of Historic Places and, along with several other Helotes buildings, is a Texas Historic Landmark that draws top musical talent to its stages.

Today, the City of Helotes is a unique community that maintains its small town tranquility and family-oriented activities. Citizens remain committed to economic prosperity while balancing environmental consciousness and historic preservation with modern revitalization.

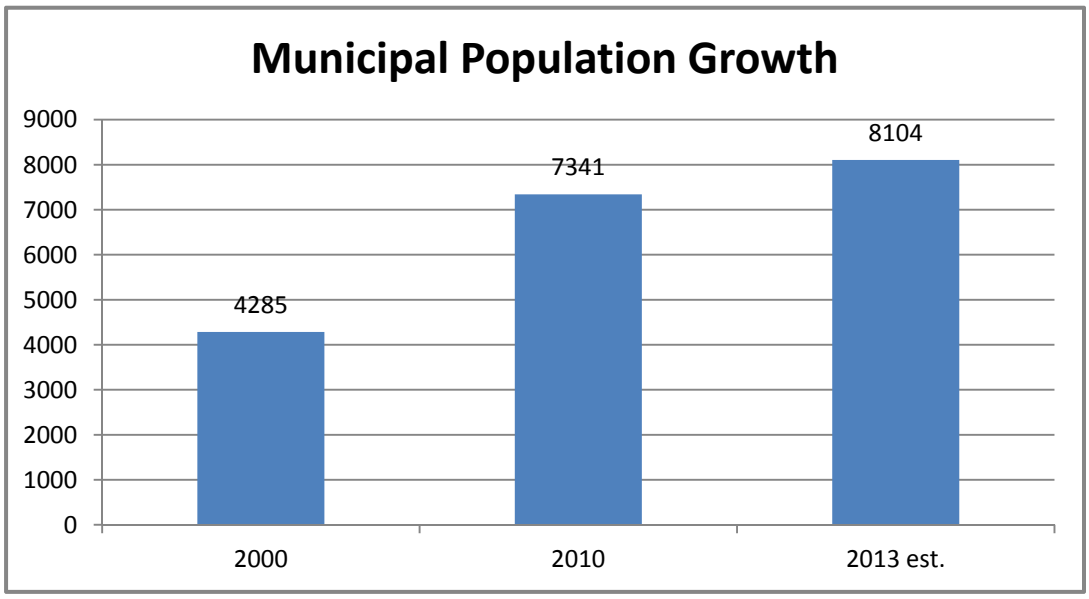

City of Helotes
A Functional Perspective

The City of Helotes is a Type A General Law City operating under a Council-Mayor form of government. All powers of the City are vested in an elected Council, consisting of five members or Councilmen and a Mayor. The Council enacts local legislation, determines City policies, and employs the City Administrator.

The Mayor is the Chief Executive Officer of the City and is responsible to the City Council for the proper administration of all affairs of the City. The City Administrator is the Chief Administrative Officer of the City and serves as the assistant to the Mayor and City Council in carrying out activities prescribed by them and those activities contained within the City Administrator's employment contract.

The City government provides a broad range of goods and services to its citizens. The activities and personnel required to provide these goods and services are organized into broad managerial areas called Funds. Funds are separate fiscal and accounting entities with their own resources and budgets necessary to carry on specific activities and attain certain objectives.

Funds are further organized into functional groups called Departments. A Department is a group of related activities aimed at accomplishing a major City service or program (i.e. Police or Fire Departments).

A Department may be further divided into smaller areas called Divisions. Divisions perform specific functions within the Department (i.e. Criminal Investigations).

Leading each Department is a Department Head. Department Heads have supervision and control of their respective Department(s) and the Divisions within it; however, they are subject to supervision and control by the Mayor and/or City Administrator. A Department Head may supervise more than one Department.

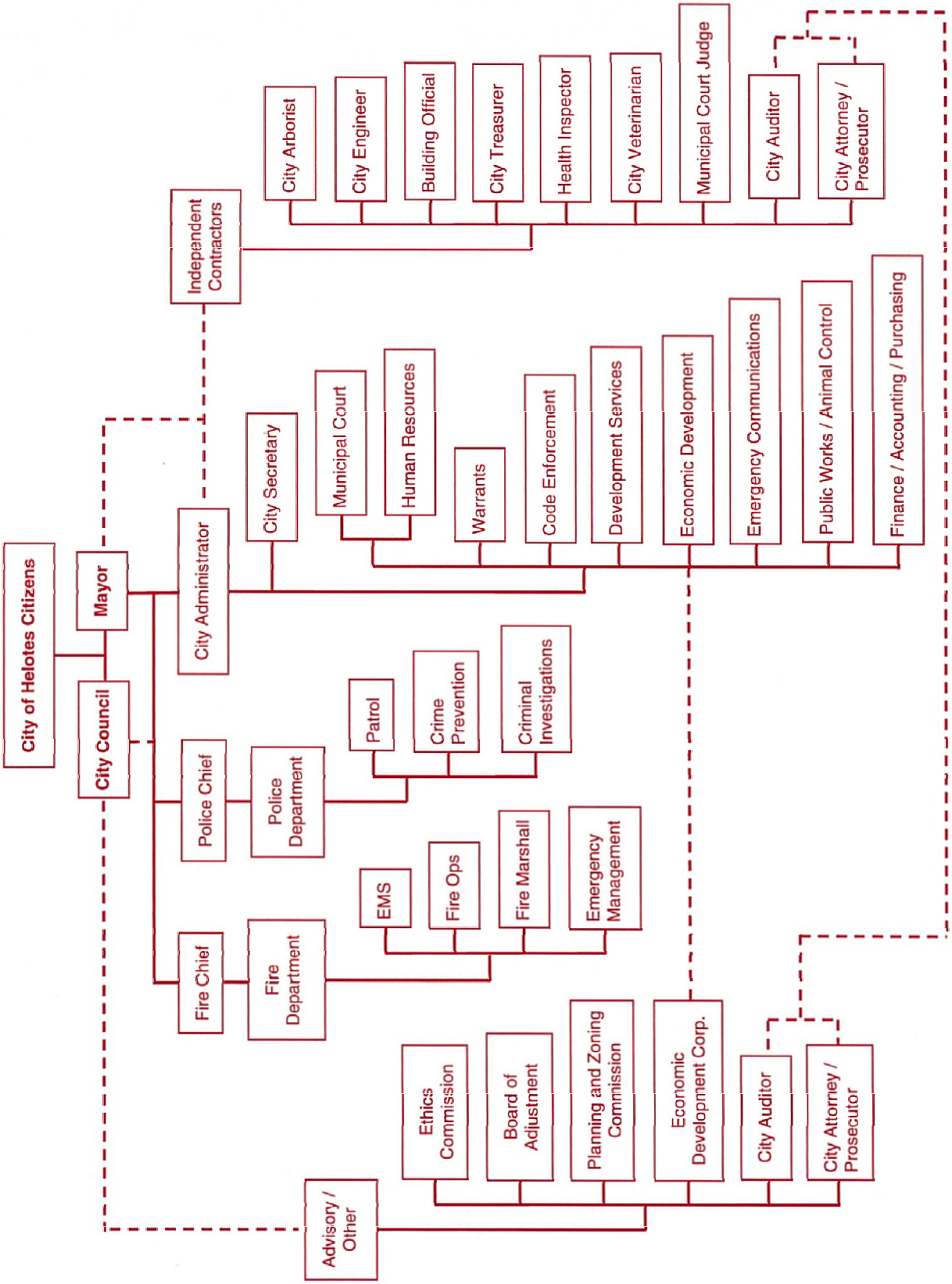
City of Helotes Citizens
Mayor
City Council
City Administrator
Independent Contractors
City Arborist
City Engineer
Building Official
City Treasurer
Health Inspector
City Veterinarian
Municipal Court Judge
City Auditor
City Attorney / Prosecutor
City Secretary
Municipal Court
Human Resources
Warrants
Code Enforcement
Development Services
Economic Development
Emergency Communications
Public Works / Animal Control
Finance / Accounting / Purchasing
Police Chief
Police Department
Patrol
Crime Prevention
Criminal Investigations
Fire Chief
Fire Department
EMS
Fire Ops
Fire Marshall
Emergency Management
Advisory / Other
Ethics Commission
Board of Adjustment
Planning and Zoning Commission
Economic Development Corp.
City Auditor
City Attorney / Prosecutor

City of Helotes
A Financial Perspective

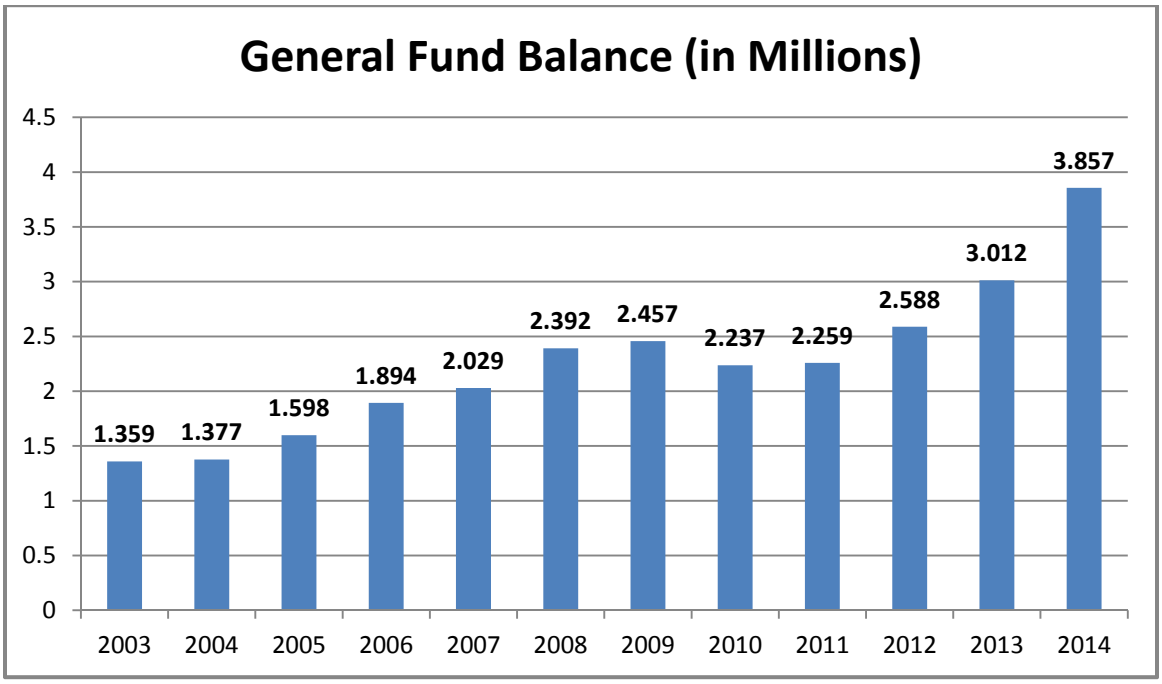

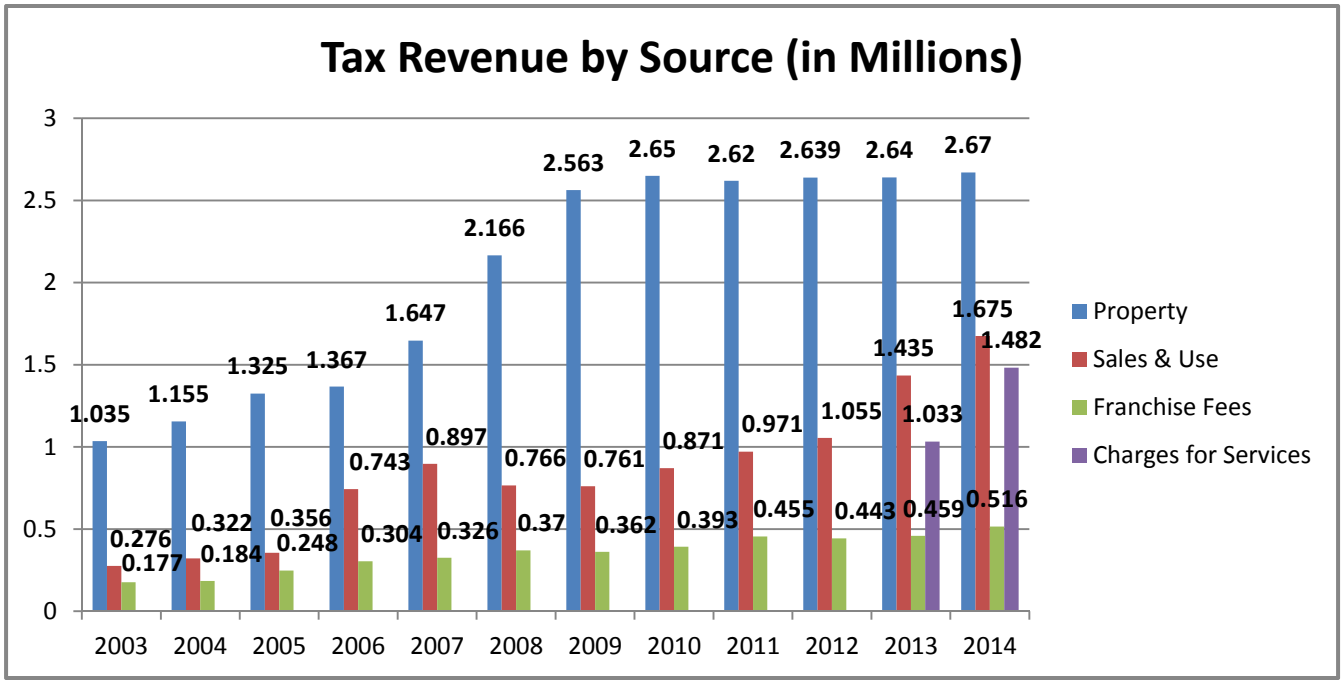

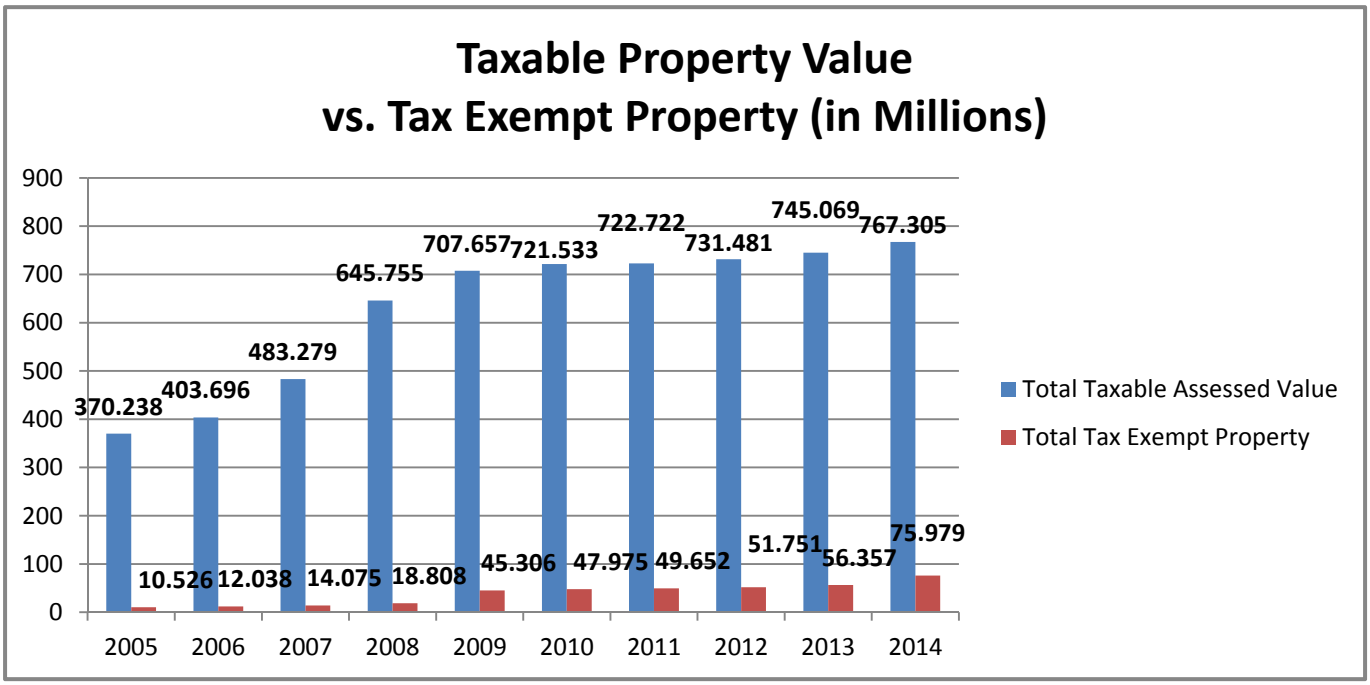
Taxable Property Value
vs. Tax Exempt Property (in Millions)
900
800
700
600
500
400
300
200
100
0
370.238
403.696
483.279
645.755
707.657
721.533
722.722
731.481
745.069
767.305
10.526
12.038
14.075
18.808
45.306
47.975
49.652
51.751
56.357
75.979
2005
2006
2007
2008
2009
2010
2011
2012
2013
2014
Total Taxable Assessed Value
Total Tax Exempt Property

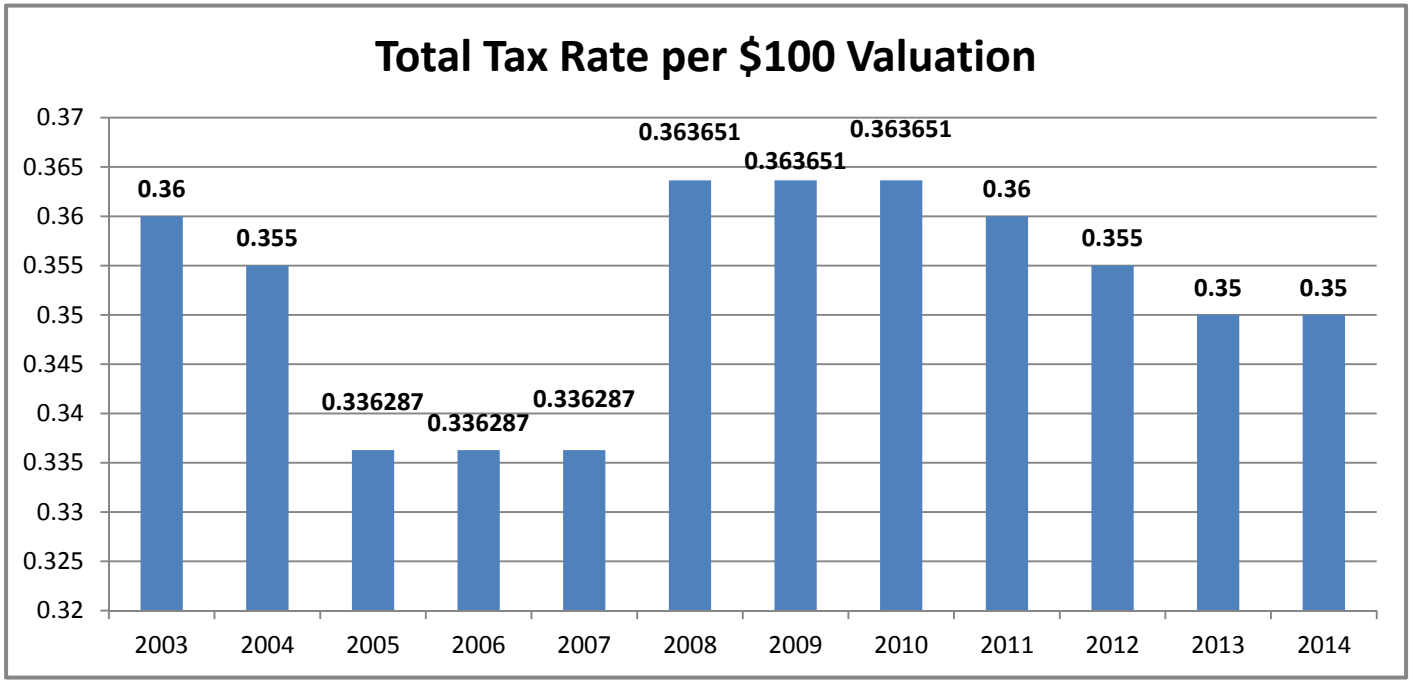
Total Tax Rate per $100 Valuation
0.37
0.365
0.36
0.355
0.35
0.345
0.34
0.335
0.33
0.325
0.32
0.36
0.355
0.336287
0.336287
0.336287
0.363651
0.363651
0.363651
0.36
0.355
0.35
0.35
2003
2004
2005
2006
2007
2008
2009
2010
2011
2012
2013
2014

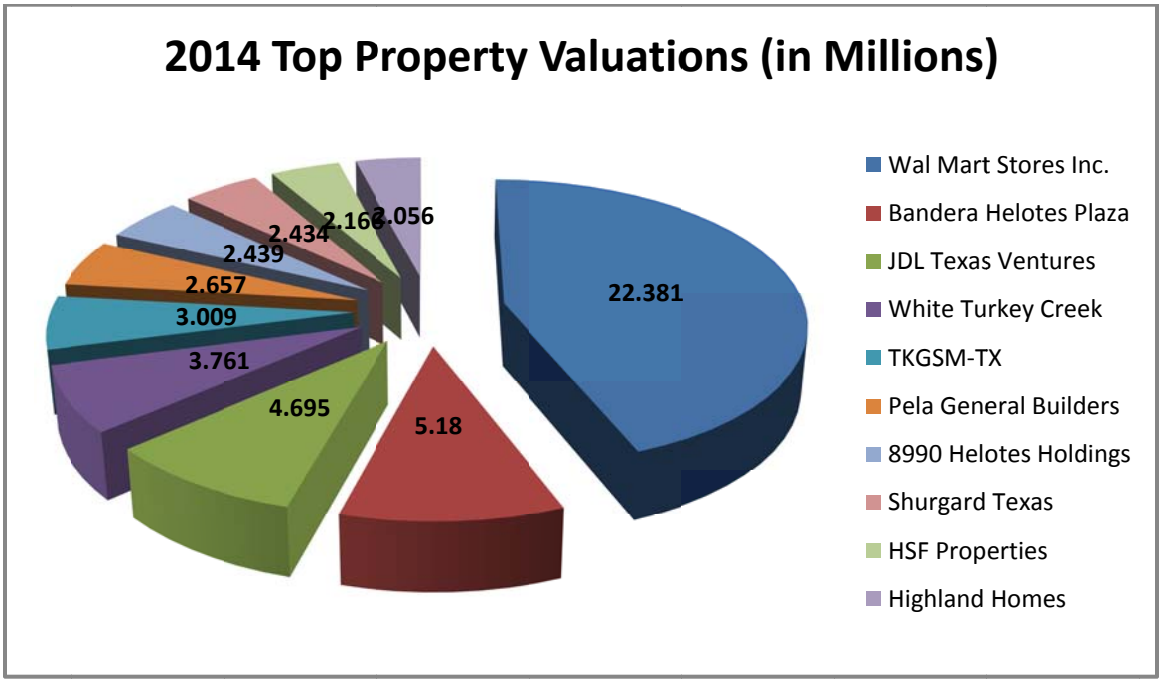
2014 Top Property Valuations (in Millions)
22.381
5.18
4.695
3.761
3.009
2.657
2.439
2.434
2.166
2.056
Wal Mart Stores Inc.
Bandera Helotes Plaza
JDL Texas Ventures
White Turkey Creek
TKGSM-TX
Pela General Builders
8990 Helotes Holdings
Shurgard Texas
HSF Properties
Highland Homes


2006 Top Property Valuations (in Millions)
0.977
0.961
0.777
0.685
0.547
0.496
0.463
0.429
Hill Country Crossing II
Iron Horse Building Corp.
Brian and Rebecca Senger
Eugene Sprague
Jerrold and Elsa Jolly
Rene and Frances Spina
Jim Koeller
James and Bevery Pestello

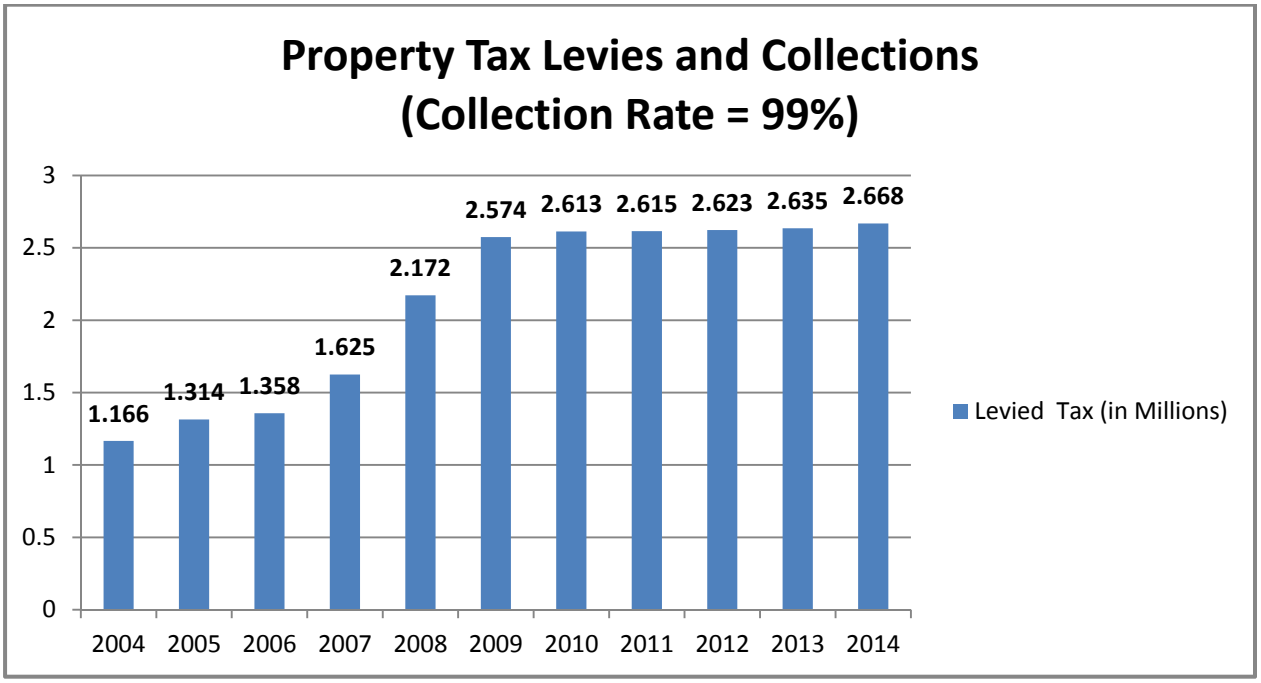
Property Tax Levies and Collections
(Collection Rate = 99%)
3
2.5
2
1.5
1
0.5
0
1.166
1.314
1.358
1.625
2.172
2.574
2.613
2.615
2.623
2.635
2.668
2004
2005
2006
2007
2008
2009
2010
2011
2012
2013
2014
Levied Tax (in Millions)

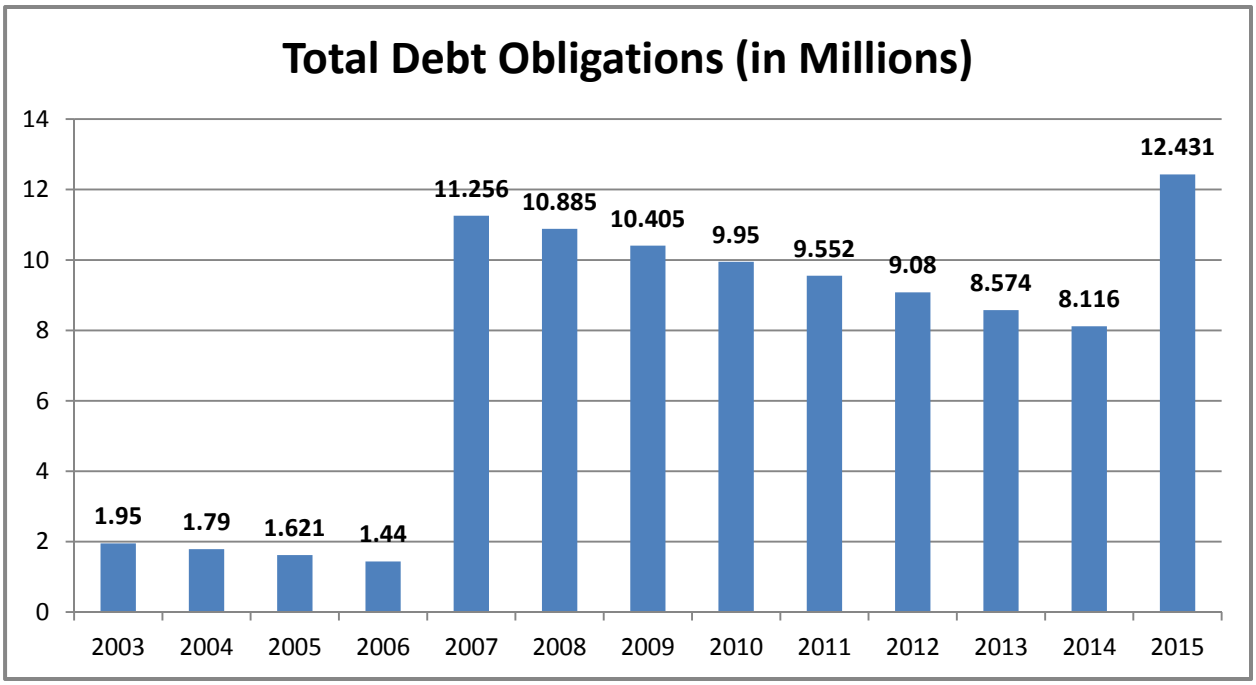
Total Debt Obligations (in Millions)
14
12
10
8
6
4
2
0
1.95
1.79
1.621
1.44
11.256
10.885
10.405
9.95
9.552
9.08
8.574
8.116
12.431
2003
2004
2005
2006
2007
2008
2009
2010
2011
2012
2013
2014
2015

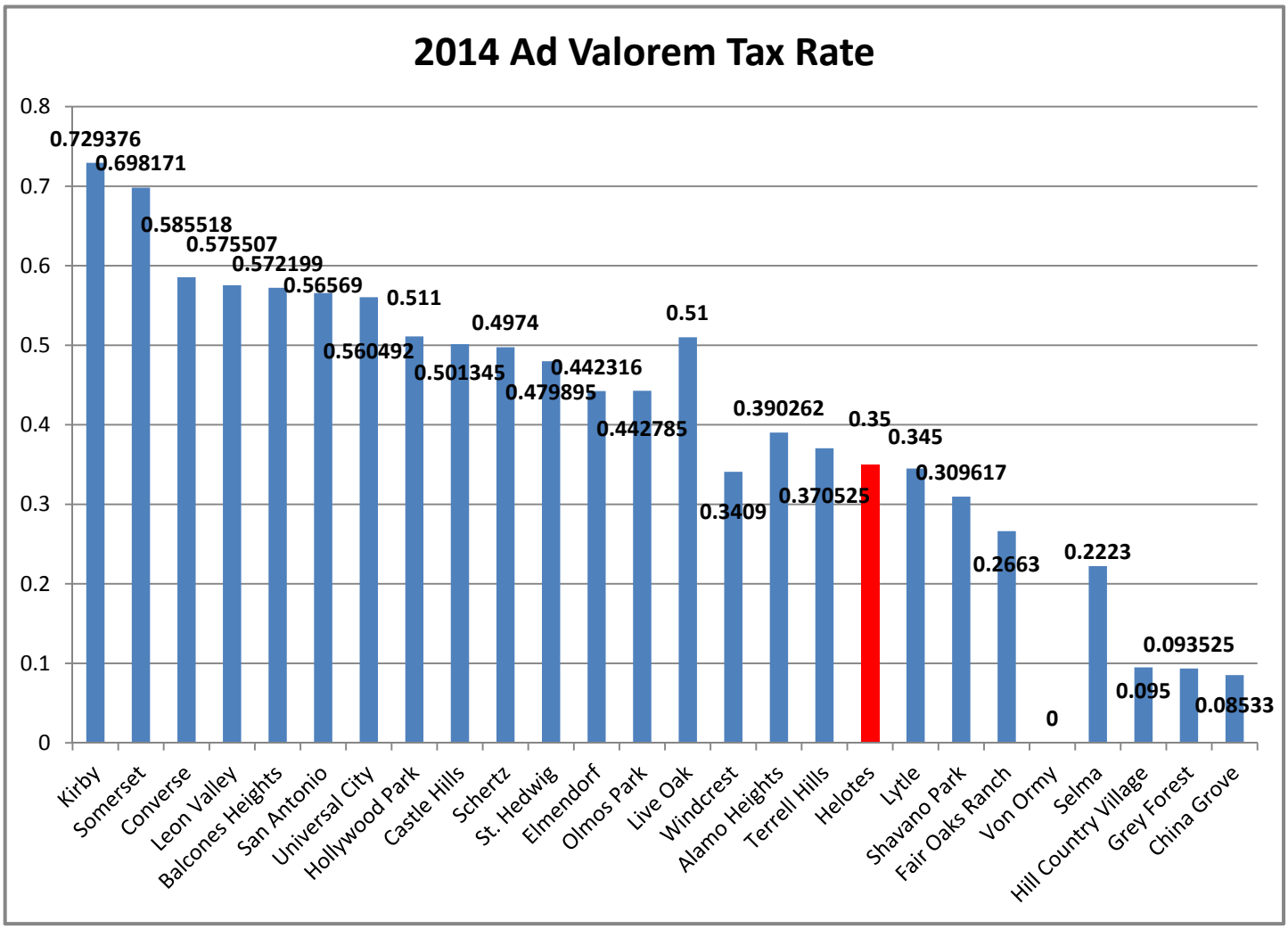
2014 Ad Valorem Tax Rate
0.8
0.7
0.6
0.5
0.4
0.3
0.2
0.1
0
0.729376
0.698171
0.585518
0.575507
0.572199
0.56569
0.560492
0.511
0.501345
0.4974
0.479895
0.442316
0.442785
0.51
0.3409
0.390262
0.370525
0.35
0.345
0.309617
0.2663
0
0.2223
0.095
0.093525
0.08533
Kirby
Somerset
Converse
Leon Valley
Balcones Heights
San Antonio
Universal City
Hollywood Park
Castle Hills
Schertz
St. Hedwig
Elmendorf
Olmos Park
Live Oak
Windcrest
Alamo Heights
Terrell Hills
Helotes
Lytle
Shavano Park
Fair Oaks Ranch
Von Ormy
Selma
Hill Country Village
Grey Forest
China Grove

FISCAL &

BUDGETARY POLICIES

Budget Structure

The following summarizes the major features of the City's financial statements and budgets, including the portion of the City government they cover and the types of information they contain:

Types of Statements	***Government-wide***	***Governmental Funds***
Scope	Entire City government	The activities of the City that are not proprietary
Required Financial Statements	• Statement of net assets • Statement of activities	• Balance Sheet • Statement of revenues, expenditures, and changes in fund balances
Accounting Basis and Measurement Focus	Accrual (expenses and revenues are realized when they are committed / obligated to the City)	Modified accrual (expenses and revenues are realized when they are committed / actually realized by the City)
Type of Asset / Liability Information	All assets and liabilities, both financial and capital, short and long term	Only assets expected to be used up and liabilities that come due during the year or soon thereafter; no capital assets included
Type of Inflow / Outflow Information	All revenues and expenses during the year, regardless of when cash is received or paid	Revenues for which cash is received during or soon after the end of the year; expenditures when goods or services have been received and payment is due during the year or soon thereafter

The City is required by State Law and City Code to approve a balanced annual budget. A budget is balanced when the sum of estimated current revenues, plus available unreserved fund balances, are equal to or greater than current expenditures.

Fund Balance

The General Fund balance must be of adequate size and strength to manage unexpected decreases in revenues *and* unexpected, unbudgeted expenses, such as during a natural or man-made disaster. The recommended minimum fund balance should be at all times equal to at least three (3) to six (6) months of operating expenditures. The FYE 2014 Annual Financial Report indicated the City of Helotes held 10.5 months of average monthly expenditures in its General Fund balance.

Investment Policy

Investments shall be made by the City in conformance with State Law and the City's Investment Policy, as amended by the City Council. All investments shall seek, in the following order of importance: safety, liquidity, and yield.

Annual Financial Report

The City, through an independent auditing firm, produces an annual financial report in accordance with generally accepted accounting procedures (GAAP), as mandated by the Governmental Accounting Standards Board (GASB).

BUDGET OVERVIEW

Fund Policy and Structure

Per City Council Resolution No. 266, the City of Helotes reports governmental fund balances per GASB Statement 54 Definitions on the balance sheet in the following manner:

Non-spendable Funds
Land, buildings, vehicles and equipment, and infrastructure are designated as Non-spendable Funds. Non-spendable Funds cannot be expended because they are not in a spendable form or they are legally required to be maintained (e.g. inventory, permanent endowment funds, et cetera).

Restricted Funds
Some General and all Debt Service Funds are designated as Restricted Funds and, accordingly, the use of such Funds is restricted by Federal, State, and/or Local law or policy. Restricted Funds can only be expended in a certain manner or on certain goods or services because constraints are externally imposed on said Funds by creditors, grantors, law, or constitutional provisions. Restricted Funds include:

(1) General (Maintenance and Operating) Fund Components:

- (i) Police Training and Education
- (ii) Police Forfeiture (State)
- (iii) Police Forfeiture (Federal)
- (iv) Municipal Court Technology
- (v) Municipal Court Security
- (vi) School Safety
- (vii) PEG Cable Franchise

(2) Debt Service (Interest and Sinking) Fund

Committed Funds
The Capital Replacement Fund is designated as a Committed Fund. Committed Funds are formally designated by the City Council for a particular purpose, and only City Council can alter such designation of funds.

Unassigned Funds
The balance of the General Fund is designated as an Unassigned Fund. Unassigned Funds constitute the residual amount of monies within the General Fund that do not qualify for any of the aforementioned fund classifications. Unassigned Funds originate from the collection of maintenance and operation portions of ad valorem tax, sales tax, franchise fees, Court fines and fees, and other municipal licenses, fees, and activities.

Fiduciary Funds

Fiduciary Funds are used to report assets held in trustee or agency capacity for others and which, therefore, cannot be used to support the government's own programs. The City of Helotes administers the Helotes Police Department's Explorer Program Account used by the Explorer Program's leadership to train young adults in law enforcement.

AUTHORIZED PERSONNEL, BENEFITS, AND HOLIDAY SCHEDULE

Approved FYE 2016 Municipal Holiday Schedule

HOLIDAY	DAY	DATE
Veteran's Day	Wednesday	November 11, 2015
Thanksgiving Day Break	Wednesday	November 25, 2015
Thanksgiving Day	Thursday	November 26, 2015
Thanksgiving Day Break	Friday	November 27, 2015
Christmas Day Break	Thursday	December 24, 2015
Christmas Day	Friday	December 25, 2015
New Year's Day Break	Thursday	December 31, 2015
New Year's Day	Friday	January 1, 2016
Martin Luther King Day	Monday	January 18, 2016
President's Day	Monday	February 15, 2016
Battle of Flowers Break	Friday	April 22, 2016
Memorial Day	Monday	May 30, 2016
Independence Day	Monday	July 4, 2016
Labor Day	Monday	September 5, 2016

FLOATING HOLIDAY: In addition to the fourteen (14) scheduled holidays listed above, employees may choose one additional day to serve as a floating holiday. The purpose of the floating holiday is to allow employees to recognize a personal, religious, or ethnic observation of significance to the employee.

Approved Personnel / Volunteers - Current and Budgeted Comparison

	CURRENT FYE 2015 FULL TIME EQUIV.	APPROVED FYE 2016 FULL TIME EQUIV.
ADMINISTRATION		
City Administrator	1	1
Accounting Officer / Purchasing	1	1
Development Services Asst.	0	.5
City Secretary	1	1
Development Services Director	1	1
Engineering Assoc. / Development Svcs. Spec.	1	1
Animal Control / Public Works Supervisor	1	1
Animal Control Officer & Public Works Asst.	2	2.5
Human Resources Manager	1	1
Court Clerk	1	1
Deputy Court Clerk	1	1.5
Warrant / Bailiff Supervisor	1	1
Bailiff / Special Event Sec.	2.5	2.5
Special Event Asst. / Temp.	3	3
Code Enforcement Officer	.5	.5
Human Resources Asst.	.5	.5
Subtotal	18.5	20
POLICE DEPARTMENT		
Chief of Police	1	1
Lieutenant (Patrol & CID)	1	1
Sergeant	4	4
Detective	1	1
Corporal	3	3
Patrol Officer	11.5	11.5
Reserve Officer	1	1
Executive Secretary	1	1
Administrative Asst.	1	1
Subtotal	24.5	24.5
FIRE DEPARTMENT / EMS		
Fire Chief	1	1
Sr. Captain	1	1
Captain Assigned to Fire Marshal's Office	1	1
Captain	3	3
Firefighter / EMT – I	1	1
Firefighter / EMT – P	14.5	14.5
Firefighter / Nurse	.5	.5
Firefighter Volunteers	3.5	3.5
Administrative Asst.	1	1
Subtotal	26.5	26.5
DISPATCH		
Dispatch Supervisor	1	1
Dispatcher	6	6
Subtotal	7	7
TOTAL	**76.5**	**78**

Approved Special Allowance Schedule

	Monthly	Annual
All Departments		
Cellular Telephone*	$35.00	$420.00
Administration		
Code Enforcement (Part-time)		
Uniforms	$30.00	$360.00
Public Works / Animal Control		
Uniforms (Part-time ½)	$60.00	$720.00
Certified Stormwater Inspector**	$50.00	$600.00
TDA Vector Control Certified App.** (Mosquito Control License)	$25.00	$300.00
Animal Control License**	$25.00	$300.00
Warrants / Bailiffs		
Uniforms (Part-time ½)	$60.00	$720.00
TCOLE Certification - I **	$25.00	$300.00
TCOLE Certification - A**	$50.00	$600.00
TCOLE Certification - M**	$75.00	$900.00
Municipal Court		
Level I Court Clerk Certification**	$25.00	$300.00
Level II Court Clerk Certification**	$50.00	$600.00
Certified Municipal Court Clerk**	$75.00	$900.00
Development Services		
Engineer-in-Training**	$50.00	$600.00
Professional Engineer**	$75.00	$900.00
Permit Technician (ICC)**	$50.00	$600.00
City Secretary		
TX Municipal Clerks Cert. Prog.**	$75.00	$900.00
Dispatch		
Uniforms (Part-time ½)	$30.00	$360.00
Telecommunicator - I Certification**	$25.00	$300.00
Telecommunicator - A Certification**	$50.00	$600.00
Telecommunicator - M Certification**	$75.00	$900.00

Emer. Medical Dispatch Certification **	$50.00	$600.00

Police Department

Uniforms (Part-time ½)	$60.00	$720.00
TCOLE Certification - M**	$75.00	$900.00
TCOLE Certification - A**	$50.00	$600.00
TCOLE Certification - I**	$25.00	$300.00

Fire Department

Uniforms (Part-time ½)	$60.00	$720.00
EMT - I Certification**	$37.50	$450.00
Paramedic Certification**	$75.00	$900.00
Firefighter - I Certification**	$25.00	$300.00
Firefighter - A Certification**	$50.00	$600.00
Firefighter - M Certification**	$75.00	$900.00
Certified Ambulance Coder**	$25.00	$300.00

* As determined by the Department Head.

** Employee qualifies for a maximum of $900.00 in certification pay per year, regardless of type and / or number of certification level(s) achieved.

	A	B	C	F	G	H	K	L	M	N	O	P	Q	R	S	T	U	V	W	X	Y	Z	AA	AC	AD	AE
1 2	POSITION		FTE	FULL-TIME SALARY FYE 2015	PART-TIME SALARY FYE 2015	ESTIMATED MARKET VALUE	PROPOSED NEW GRADE / STEP BY DEPT.	PROPOSED FYE 2016 SALARY BY DEPT.	TOTAL DEPT. PROPOSED INCREASE OVER FYE 2015 SALARY	PROPOSED PERCENT INCREASE OVER FYE 2015 SALARY	WITHIN CURRENT SALARY RANGE	PROPOSED NEW GRADE / STEP BY MGMT.	PROPOSED FYE 2016 SALARY / FULL-TIME BY MGMT.	PROPOSED FYE 2016 SALARY / PART-TIME BY MGMT.	PERCENT INCREASE OVER FYE 2015 SALARY BY MGMT.	CITY'S SHARE - FICA	LUMP SUM WORKER'S COMP. - TML	STATE UNEMP.	CITY'S SHARE - TMRS	HEALTH INS.	VISION & DENTAL INS.	LIFE, AD&D, STD, &LTD INS.	UNIFORM ALLOWANCE	CERTIFICATION PAY	LONGEVITY PAY	EMPLOYEE TOTAL
3	***ADMINISTRATION***																									
4	**CITY ADMINISTRATOR**	Rick Schroder	1	$ 99,107.13	N/a	$ 118,530.62	N/a	N/a	N/a	N/a	Yes	7, 3.25	$ 100,486.00	N/a	1.39%	$ 7,770.56	$ -	$ 207.00	$ 6,368.82	$ 3,925.80	$ 353.40	$ 1,078.20	$ -	$ -	$ 1,090.00	$ 121,279.78
5	**ACCOUNTING OFFICER / PURCHASING**	Taby Durr	1	$ 57,301.92	N/a	$ 52,569.24	N/a	N/a	N/a	N/a	Yes	3, 10.5	$ 57,999.00	N/a	1.22%	$ 4,475.94	$ -	$ 207.00	$ 3,668.51	$ 3,925.80	$ 353.40	$ 722.16	$ -	$ -	$ 510.00	$ 71,861.81
6	***SUBTOTAL FULL-TIME***		***2***	***$ 156,409.05***	***N/a***	***N/a***	***N/a***	***N/a***	***N/a***	***N/a***	***N/a***	***N/a***	***$ 158,485.00***	***N/a***	***N/a***	***$ 12,246.50***	***$ -***	***$ 414.00***	***$ 10,037.33***	***$ 7,851.60***	***$ 706.80***	***$ 1,800.36***	***$ -***	***$ -***	***$ 1,600.00***	***$ 193,141.59***
7	**EACH PART-TIME (SPECIAL EVENT ASST / TEMP)**	Nathan Singletary	0.50	N/a	$ 3,780.00	$ 12,633.77	N/a	N/a	N/a	N/a	Yes	N/a	N/a	$ 3,780.00	0.00%	$ 289.17	$ -	$ 86.94	$ -	$ -	$ -	$ -	$ -	$ -	$ -	$ 4,156.11
8	**EACH PART-TIME (SPECIAL EVENT ASST / TEMP)**	Jerry Sharp	0.50	N/a	$ 3,780.00	$ 12,633.77	N/a	N/a	N/a	N/a	Yes	N/a	N/a	$ 3,780.00	0.00%	$ 289.17	$ -	$ 86.94	$ -	$ -	$ -	$ -	$ -	$ -	$ -	$ 4,156.11
9	**EACH PART-TIME (SPECIAL EVENT ASST / TEMP)**	Alexander Gulca	0.50	N/a	$ 3,780.00	$ 12,633.77	N/a	N/a	N/a	N/a	Yes	N/a	N/a	$ 3,780.00	0.00%	$ 289.17	$ -	$ 86.94	$ -	$ -	$ -	$ -	$ -	$ -	$ -	$ 4,156.11
10	**EACH PART-TIME (SPECIAL EVENT ASST / TEMP)**	Susan Darst	0.50	N/a	$ 3,780.00	$ 12,633.77	N/a	N/a	N/a	N/a	Yes	N/a	N/a	$ 3,780.00	0.00%	$ 289.17	$ -	$ 86.94	$ -	$ -	$ -	$ -	$ -	$ -	$ -	$ 4,156.11
11	**EACH PART-TIME (SPECIAL EVENT ASST / TEMP)**	Guillermo Lopez	0.50	N/a	$ 3,780.00	$ 12,633.77	N/a	N/a	N/a	N/a	Yes	N/a	N/a	$ 3,780.00	0.00%	$ 289.17	$ -	$ 86.94	$ -	$ -	$ -	$ -	$ -	$ -	$ -	$ 4,156.11
12	**EACH PART-TIME (SPECIAL EVENT ASST / TEMP)**	Rhea Migdalski	0.50	N/a	$ 3,780.00	$ 12,633.77	N/a	N/a	N/a	N/a	Yes	N/a	N/a	$ 3,780.00	0.00%	$ 289.17	$ -	$ 86.94	$ -	$ -	$ -	$ -	$ -	$ -	$ -	$ 4,156.11
13	***SUBTOTAL PART-TIME***		***3.00***	***N/a***	***$ 22,680.00***	***N/a***	***N/a***	***N/a***	***N/a***	***N/a***	***N/a***	***N/a***	***N/a***	***$ 22,680.00***	***N/a***	***$ 1,735.02***	***$ -***	***$ 521.64***	***$ -***	***$ -***	***$ -***	***$ -***	***$ -***	***$ -***	***$ -***	***$ 24,936.66***
14	***TOTAL***		***5.00***	***$ 156,409.05***	***$ 22,680.00***	***N/a***	***N/a***	***N/a***	***N/a***	***N/a***	***N/a***	***N/a***	***$ 158,485.00***	***$ 22,680.00***	***N/a***	***$ 13,981.52***	***$ -***	***$ 935.64***	***$ 10,037.33***	***$ 7,851.60***	***$ 706.80***	***$ 1,800.36***	***$ -***	***$ -***	***$ 1,600.00***	***$ 218,078.25***
15																										
16	***CITY SECRETARY***																									
17	**CITY SECRETARY**	Grace Tamez	1	$ 66,742.00	N/a	$ 56,221.30	4, 9.25	$ 69,351.00	$ 2,609.00	3.91%	Yes	4, 7.75	$ 67,405.00	N/a	0.99%	$ 5,307.95	$ -	$ 207.00	$ 4,350.44	$ 3,925.80	$ 353.40	$ 824.76	$ -	$ 900.00	$ 1,080.00	$ 84,354.35
18	***TOTAL CITY SECRETARY***		***1***	***$ 66,742.00***	***N/a***	***N/a***	***N/a***	***N/a***	***$ 2,609.00***	***N/a***	***N/a***	***N/a***	***$ 67,405.00***	***N/a***	***N/a***	***$ 5,307.95***	***$ -***	***$ 207.00***	***$ 4,350.44***	***$ 3,925.80***	***$ 353.40***	***$ 824.76***	***$ -***	***$ 900.00***	***$ 1,080.00***	***$ 84,354.35***
19																										
20	***DEVELOPMENT SERVICES / CODE COMPLIANCE / ANIMAL CONTROL / PUBLIC WORKS***																									
21	**DEVELOPMENT SERVICES DIRECTOR**	Ernest Cruz	1	$ 45,165.12	N/a	$ 49,107.17	3, 1.5	$ 46,323.00	$ 1,157.88	2.56%	Yes	3, 1.75	$ 46,647.00	N/a	3.28%	$ 3,742.15	$ -	$ 207.00	$ 3,067.10	$ 3,925.80	$ 353.40	$ 580.08	$ -	$ 600.00	$ 1,670.00	$ 60,792.53
22	**ENGINEERING ASSOC. / DEV. SVCS. SPEC.**	Felisha Novan	1	$ 42,467.36	N/a	$ 38,693.54	2, 9.5	$ 43,728.00	$ 1,260.64	2.97%	Yes	2, 9.25	$ 43,404.00	N/a	2.21%	$ 3,366.31	$ -	$ 207.00	$ 2,759.05	$ 3,925.80	$ 353.40	$ 552.36	$ -	$ 600.00	$ -	$ 55,167.92
23	**ANIMAL CONTROL / PUBLIC WORKS SUPERVISOR**	Joshua Mair	1	$ 39,771.68	N/a	$ 40,566.77	2, 8.5	$ 42,431.00	$ 2,659.32	6.69%	Yes	2, 7.5	$ 41,134.00	N/a	3.43%	$ 3,318.11	$ -	$ 207.00	$ 2,719.55	$ 3,925.80	$ 353.40	$ 539.88	$ 720.00	$ 900.00	$ 620.00	$ 54,437.74
24	**PUBLIC WORKS ASST.**	Justin Vincent	1	$ 26,284.96	N/a	$ 29,590.19	1, 7	$ 27,512.00	$ 1,227.04	4.67%	Yes	1, 7.25	$ 27,836.00	N/a	5.90%	$ 2,184.53	$ -	$ 207.00	$ 1,790.46	$ 3,925.80	$ 353.40	$ 396.12	$ 720.00	$ -	$ -	$ 37,413.32
25	**ANIMAL CONTROL / PUBLIC WORKS ASST.**	Dustin Blaschke	1	$ 30,330.56	N/a	$ 30,534.00	2, 1.25	$ 33,026.00	$ 2,695.44	8.89%	Yes	1, 10.25	$ 31,728.00	N/a	4.61%	$ 2,538.88	$ -	$ 207.00	$ 2,080.89	$ 3,925.80	$ 353.40	$ 449.28	$ 720.00	$ 300.00	$ 440.00	$ 42,743.25
26	***SUBTOTAL FULL-TIME***		***5.00***	***$ 184,019.68***	***N/a***	***N/a***	***N/a***	***N/a***	***$ 9,000.32***	***N/a***	***N/a***	***N/a***	***$ 190,749.00***	***N/a***	***N/a***	***$ 15,149.98***	***$ -***	***$ 1,035.00***	***$ 12,417.05***	***$ 19,629.00***	***$ 1,767.00***	***$ 2,517.72***	***$ 2,160.00***	***$ 2,400.00***	***$ 2,730.00***	***$ 250,554.75***
27	**EACH PART-TIME (DEV. SVCS. ASST.)**	Unfilled	0.50	N/a	N/a	$ 15,435.10	N/a	$ 27,635.00	N/a	N/a	Yes	1,7	N/a	$ 13,213.70	N/a	$ 1,010.85	$ -	$ 207.00	$ -	$ -	$ -	$ -	$ -	$ -	$ -	$ 14,431.55
28	**EACH PART-TIME (PUBLIC WORKS ASST.)**	Unfilled	0.50	N/a	N/a	$ 14,211.83	N/a	$ 26,285.00	N/a	N/a	Yes	1, 6	N/a	$ 12,590.76	N/a	$ 990.73	$ -	$ 207.00	$ -	$ -	$ -	$ -	$ 360.00	$ -	$ -	$ 14,148.49
29	**EACH PART-TIME (CODE ENFORCEMENT OFFICER)**	Joe Encina	0.50	N/a	$ 21,044.93	$ 16,360.76	N/a	N/a	N/a	N/a	Yes	N/a	N/a	$ 21,044.93	0.00%	$ 1,637.48	$ -	$ 207.00	$ -	$ -	$ -	$ -	$ 360.00	$ -	$ -	$ 23,249.41
30	***SUBTOTAL PART-TIME***		***1.50***	***N/a***	***$ 21,044.93***	***N/a***	***N/a***	***N/a***	***N/a***	***N/a***	***N/a***	***N/a***	***N/a***	***$ 46,849.39***	***N/a***	***$ 3,639.06***	***$ -***	***$ 621.00***	***$ -***	***$ -***	***$ -***	***$ -***	***$ 720.00***	***$ -***	***$ -***	***$ 51,829.45***
31	***TOTAL DEV. SVCS. / CODE COMPLIANCE / ANIMAL CNTL. / PUBLIC WORKS***		***6.50***	***$ 184,019.68***	***$ 21,044.93***	***N/a***	***N/a***	***N/a***	***$ 9,000.32***	***N/a***	***N/a***	***N/a***	***$ 190,749.00***	***$ 46,849.39***	***N/a***	***$ 18,789.04***	***$ -***	***$ 1,656.00***	***$ 12,417.05***	***$ 19,629.00***	***$ 1,767.00***	***$ 2,517.72***	***$ 2,880.00***	***$ 2,400.00***	***$ 2,730.00***	***$ 302,384.20***
32																										
33	***MUNICIPAL COURT / HUMAN RESOURCES***																									
34	**HUMAN RESOURCES MNGR.**	Judy Henckel	1	$ 57,302.00	N/a	$ 64,414.06	4, 4.5	$ 63,188.00	$ 5,886.00	10.27%	Yes	4, 1	$ 58,648.00	N/a	2.35%	$ 4,699.24	$ -	$ 207.00	$ 3,851.54	$ 3,925.80	$ 353.40	$ 776.04	$ -	$ -	$ 2,780.00	$ 75,241.02
35	**WARRANT OFFICER / BAILIFF SUPERVISOR**	Frank Fontanes	1	$ 38,421.76	N/a	$ 46,041.00	N/a	N/a	N/a	N/a	Yes	2, 6.5	$ 39,836.00	N/a	3.68%	$ 3,211.16	$ -	$ 207.00	$ 2,631.90	$ 3,925.80	$ 353.40	$ 511.56	$ 720.00	$ -	$ 1,420.00	$ 52,816.82
36	**COURT CLERK**	Andrea Goff	1	$ 41,119.52	N/a	$ 39,535.60	N/a	N/a	N/a	N/a	Yes	2, 8	$ 41,782.00	N/a	1.61%	$ 3,280.47	$ -	$ 207.00	$ 2,688.70	$ 3,925.80	$ 353.40	$ 539.88	$ -	$ 600.00	$ 500.00	$ 53,877.25
37	**DEPUTY COURT CLERK**	Karen Coe	1	$ 32,354.40	N/a	$ 30,086.97	2, 1.50	$ 33,350.00	$ 995.60	3.08%	Yes	2, 1.25	$ 33,026.00	N/a	2.08%	$ 2,554.79	$ -	$ 207.00	$ 2,093.93	$ 3,925.80	$ 353.40	$ 452.52	$ -	$ -	$ 370.00	$ 42,983.44
38	***SUBTOTAL FULL-TIME***		***4***	***$ 169,197.68***	***N/a***	***N/a***	***N/a***	***N/a***	***$ 6,881.60***	***N/a***	***N/a***	***N/a***	***$ 173,292.00***	***N/a***	***N/a***	***$ 13,745.67***	***$ -***	***$ 828.00***	***$ 11,266.06***	***$ 15,703.20***	***$ 1,413.60***	***$ 2,280.00***	***$ 720.00***	***$ 600.00***	***$ 5,070.00***	***$ 224,918.53***
39	**EACH PART-TIME (BAILIFF OFFICER)**	Shelia Boudreau	0.50	N/a	N/a	$ 21,391.39	N/a	N/a	N/a	N/a	N/a	N/a	N/a	$ -	N/a	$ 27.54	$ -	$ -	$ -	$ -	$ -	$ -	$ 360.00	$ -	$ -	$ 387.54
40	**EACH PART-TIME (BAILIFF OFFICER)**	Romeo Borrego	0.50	N/a	$ 3,780.00	$ 21,391.39	N/a	N/a	N/a	N/a	No	N/a	N/a	$ 3,780.00	0.00%	$ 316.71	$ -	$ 86.94	$ -	$ -	$ -	$ -	$ 360.00	$ -	$ -	$ 4,543.65
41	**EACH PART-TIME (BAILIFF OFFICER)**	Roger Dovalina	0.50	N/a	$ 3,780.00	$ 21,391.39	N/a	N/a	N/a	N/a	No	N/a	N/a	$ 3,780.00	0.00%	$ 316.71	$ -	$ 86.94	$ -	$ -	$ -	$ -	$ 360.00	$ -	$ -	$ 4,543.65
42	**EACH PART-TIME (BAILIFF OFFICER)**	Karri Noland	0.50	N/a	$ 3,780.00	$ 21,391.39	N/a	N/a	N/a	N/a	No	N/a	N/a	$ 3,780.00	0.00%	$ 316.71	$ -	$ 86.94	$ -	$ -	$ -	$ -	$ 360.00	$ -	$ -	$ 4,543.65
43	**EACH PART-TIME (BAILIFF OFFICER)**	Ramiro Villarreal	0.50	N/a	$ 3,780.00	$ 21,391.39	N/a	N/a	N/a	N/a	No	N/a	N/a	$ 3,780.00	0.00%	$ 316.71	$ -	$ 86.94	$ -	$ -	$ -	$ -	$ 360.00	$ -	$ -	$ 4,543.65
44	**EACH PART-TIME (DEPUTY COURT CLERK)**	Unfilled	0.50	N/a	N/a	$ 14,450.42	1, 6.5	$ 26,863.00	N/a	N/a	Yes	1, 7	N/a	$ 13,213.70	N/a	$ 1,010.85	$ -	$ 207.00	$ -	$ -	$ -	$ -	$ -	$ -	$ -	$ 14,431.55
45	**EACH PART-TIME (HR EXECUTIVE SECRETARY)**	Helena Dennis	0.50	N/a	$ 13,992.72	$ 17,419.29	1, 8.75	$ 14,303.95	$ 311.23	2.22%	Yes	1, 8.25	N/a	$ 13,992.72	0.00%	$ 1,070.44	$ -	$ 207.00	$ -	$ -	$ -	$ -	$ -	$ -	$ -	$ 15,270.16
46	***SUBTOTAL PART-TIME***		***3.50***	***N/a***	***$ 29,112.72***	***N/a***	***N/a***	***N/a***	***$ 311.23***	***N/a***	***N/a***	***N/a***	***N/a***	***$ 42,326.42***	***N/a***	***$ 3,375.67***	***$ -***	***$ 761.76***	***$ -***	***$ -***	***$ -***	***$ -***	***$ 1,800.00***	***$ -***	***$ -***	***$ 48,263.85***
47	***TOTAL MUNICIPAL COURT / HUMAN RESOURCES***		***7.50***	***$ 169,197.68***	***$ 29,112.72***	***N/a***	***N/a***	***N/a***	***$ 7,192.83***	***N/a***	***N/a***	***N/a***	***$ 173,292.00***	***$ 42,326.42***	***N/a***	***$ 17,121.34***	***$ -***	***$ 1,589.76***	***$ 11,266.06***	***$ 15,703.20***	***$ 1,413.60***	***$ 2,280.00***	***$ 2,520.00***	***$ 600.00***	***$ 5,070.00***	***$ 273,182.39***

	A	B	C	F	G	H	K	L	M	N	O	P	Q	R	S	T	U	V	W	X	Y	Z	AA	AC	AD	AE
1 2	POSITION		FTE	FULL-TIME SALARY FYE 2015	PART-TIME SALARY FYE 2015	ESTIMATED MARKET VALUE	PROPOSED NEW GRADE / STEP BY DEPT.	PROPOSED FYE 2016 SALARY BY DEPT.	TOTAL DEPT. PROPOSED INCREASE OVER FYE 2015 SALARY	PROPOSED PERCENT INCREASE OVER FYE 2015 SALARY	WITHIN CURRENT SALARY RANGE	PROPOSED NEW GRADE / STEP BY MGMT.	PROPOSED FYE 2016 SALARY / FULL-TIME BY MGMT.	PROPOSED FYE 2016 SALARY / PART-TIME BY MGMT.	PERCENT INCREASE OVER FYE 2015 SALARY BY MGMT.	CITY'S SHARE - FICA	LUMP SUM WORKER'S COMP. - TML	STATE UNEMP.	CITY'S SHARE - TMRS	HEALTH INS.	VISION & DENTAL INS.	LIFE, AD&D, STD, &LTD INS.	UNIFORM ALLOWANCE	CERTIFICATION PAY	LONGEVITY PAY	EMPLOYEE TOTAL
48																										
49	***POLICE DEPARTMENT***																									
50	**CHIEF OF POLICE**	Robert Hunley	1	$ 74,832.94	N/a	$ 87,613.26	N/a	N/a	N/a	N/a	Yes	5, 4.5	$ 76,162.00	N/a	1.78%	$ 6,176.00	$ -	$ 207.00	$ 5,061.90	$ 3,925.80	$ 353.40	$ 889.92	$ 720.00	$ 900.00	$ 2,950.00	$ 97,346.01
51	**LIEUTENANT**	Anthony Burgess	1	$ 57,301.92	N/a	$ 70,824.11	4, 6	$ 65,134.00	$ 7,832.08	13.67%	Yes	4, 1	$ 58,648.00	N/a	2.35%	$ 4,797.16	$ -	$ 207.00	$ 3,931.79	$ 3,925.80	$ 353.40	$ 799.44	$ 720.00	$ 900.00	$ 2,440.00	$ 76,722.59
52	**SERGEANT**	Charles Fleckenstein	1	$ 53,256.32	N/a	$ 55,640.20	3, 8.25	$ 55,080.00	$ 1,823.68	3.42%	Yes	3, 8	$ 54,756.00	N/a	2.82%	$ 4,497.89	$ -	$ 207.00	$ 3,686.51	$ 3,925.80	$ 353.40	$ 677.16	$ 720.00	$ 900.00	$ 2,420.00	$ 72,143.76
53	**SERGEANT**	Kevin Bryan	1	$ 46,515.04	N/a	$ 55,640.20	3, 4.25	$ 49,891.00	$ 3,375.96	7.26%	Yes	3, 2.75	$ 47,945.00	N/a	3.07%	$ 3,911.06	$ -	$ 207.00	$ 3,205.54	$ 3,925.80	$ 353.40	$ 611.40	$ 720.00	$ 900.00	$ 1,560.00	$ 63,339.20
54	**SERGEANT**	Donnie Palacios	1	$ 47,862.88	N/a	$ 55,640.20	3, 4.25	$ 49,891.00	$ 2,028.12	4.24%	Yes	3, 3.75	$ 49,242.00	N/a	2.88%	$ 3,996.51	$ -	$ 207.00	$ 3,275.57	$ 3,925.80	$ 353.40	$ 611.40	$ 720.00	$ 600.00	$ 1,680.00	$ 64,611.69
55	**SERGEANT**	Robert Higgins	1	$ 42,467.36	N/a	$ 55,640.20	3, 4.25	$ 49,891.00	$ 7,423.64	17.48%	Yes	2, 9.75	$ 44,053.00	N/a	3.73%	$ 3,546.77	$ -	$ 207.00	$ 2,906.96	$ 3,925.80	$ 353.40	$ 611.40	$ 720.00	$ 600.00	$ 990.00	$ 57,914.33
56	**CORPORAL**	Eric Noble	1	$ 41,119.52	N/a	$ 50,089.42	3, 1.25	$ 45,999.00	$ 4,879.48	11.87%	Yes	2, 8.5	$ 42,431.00	N/a	3.19%	$ 3,417.33	$ -	$ 207.00	$ 2,800.87	$ 3,925.80	$ 353.40	$ 573.96	$ 720.00	$ 600.00	$ 920.00	$ 55,949.36
57	**CORPORAL**	Joe Sparacello	1	$ 41,119.52	N/a	$ 50,089.42	3, 1.25	$ 45,999.00	$ 4,879.48	11.87%	Yes	2, 8.5	$ 42,431.00	N/a	3.19%	$ 3,433.40	$ -	$ 207.00	$ 2,814.04	$ 3,925.80	$ 353.40	$ 573.96	$ 720.00	$ 600.00	$ 1,130.00	$ 56,188.60
58	**CORPORAL**	Jeremy Perez	1	$ 39,771.68	N/a	$ 50,089.42	3, 1.25	$ 45,999.00	$ 6,227.32	15.66%	Yes	2, 7.5	$ 41,134.00	N/a	3.43%	$ 3,249.26	$ -	$ 207.00	$ 2,663.12	$ 3,925.80	$ 353.40	$ 573.96	$ 720.00	$ -	$ 620.00	$ 53,446.54
59	**DETECTIVE**	Gregory Gonzales	1	$ 41,119.52	N/a	$ 57,757.39	3, 1.25	$ 45,999.00	$ 4,879.48	11.87%	No	2, 8.5	$ 42,431.00	N/a	3.19%	$ 3,451.76	$ -	$ 207.00	$ 2,829.09	$ 3,925.80	$ 353.40	$ 573.96	$ 720.00	$ 900.00	$ 1,070.00	$ 56,462.00
60	**OFFICER**	James Ridgeway	1	$ 41,119.52	N/a	$ 44,538.63	2, 9.75	$ 44,053.00	$ 2,933.48	7.13%	Yes	2, 8.5	$ 42,431.00	N/a	3.19%	$ 3,467.06	$ -	$ 207.00	$ 2,841.63	$ 3,925.80	$ 353.40	$ 555.12	$ 720.00	$ 600.00	$ 1,570.00	$ 56,671.00
61	**OFFICER**	Jeremy Miner	1	$ 41,119.52	N/a	$ 44,538.63	2, 9.75	$ 44,053.00	$ 2,933.48	7.13%	Yes	2, 8.5	$ 42,431.00	N/a	3.19%	$ 3,435.69	$ -	$ 207.00	$ 2,815.92	$ 3,925.80	$ 353.40	$ 555.12	$ 720.00	$ 600.00	$ 1,160.00	$ 56,203.93
62	**OFFICER**	Unfilled	1	$ 35,726.08	N/a	$ 44,538.63	2, 5.75	$ 38,863.00	$ 3,136.92	8.78%	Yes	2, 4.5	$ 37,242.00	N/a	4.24%	$ 2,965.29	$ -	$ 207.00	$ 2,430.38	$ 3,925.80	$ 353.40	$ 505.20	$ 720.00	$ -	$ 800.00	$ 49,149.07
63	**OFFICER**	Miles Wolfington	1	$ 37,073.92	N/a	$ 44,538.63	2, 9.75	$ 44,053.00	$ 6,979.08	18.82%	Yes	2, 5.5	$ 38,539.00	N/a	3.95%	$ 3,115.00	$ -	$ 207.00	$ 2,553.08	$ 3,925.80	$ 353.40	$ 555.12	$ 720.00	$ 900.00	$ 560.00	$ 51,428.40
64	**OFFICER**	Victor Lasse	1	$ 35,726.08	N/a	$ 44,538.63	2, 6.75	$ 40,161.00	$ 4,434.92	12.41%	Yes	2, 4.5	$ 37,242.00	N/a	4.24%	$ 2,916.33	$ -	$ 207.00	$ 2,390.25	$ 3,925.80	$ 353.40	$ 517.68	$ 720.00	$ -	$ 160.00	$ 48,432.46
65	**OFFICER**	Steve Ortiz	1	$ 39,771.68	N/a	$ 44,538.63	2, 9.75	$ 44,053.00	$ 4,281.32	10.76%	Yes	2, 7.5	$ 41,134.00	N/a	3.43%	$ 3,326.53	$ -	$ 207.00	$ 2,726.45	$ 3,925.80	$ 353.40	$ 555.12	$ 720.00	$ 600.00	$ 1,030.00	$ 54,578.29
66	**OFFICER**	Duane McGuire	1	$ 37,073.92	N/a	$ 44,538.63	2, 6.75	$ 40,161.00	$ 3,087.08	8.33%	Yes	2, 5.5	$ 38,539.00	N/a	3.95%	$ 3,051.51	$ -	$ 207.00	$ 2,501.04	$ 3,925.80	$ 353.40	$ 517.68	$ 720.00	$ 300.00	$ 330.00	$ 50,445.43
67	**OFFICER**	Chris Holt	1	$ 39,771.68	N/a	$ 44,538.63	2, 9.75	$ 44,053.00	$ 4,281.32	10.76%	Yes	2, 7.5	$ 41,134.00	N/a	3.43%	$ 3,325.00	$ -	$ 207.00	$ 2,725.19	$ 3,925.80	$ 353.40	$ 555.12	$ 720.00	$ 600.00	$ 1,010.00	$ 54,555.51
68	**OFFICER**	Isaac Thornsburg	1	$ 35,726.08	N/a	$ 44,538.63	2, 6.75	$ 40,161.00	$ 4,434.92	12.41%	Yes	2, 4.5	$ 37,242.00	N/a	4.24%	$ 2,904.09	$ -	$ 207.00	$ 2,380.22	$ 3,925.80	$ 353.40	$ 517.68	$ 720.00	$ -	$ -	$ 48,250.19
69	**OFFICER**	David Hernandez	1	$ 35,726.08	N/a	$ 44,538.63	2, 6.75	$ 40,161.00	$ 4,434.92	12.41%	Yes	2, 4.5	$ 37,242.00	N/a	4.24%	$ 2,914.80	$ -	$ 207.00	$ 2,389.00	$ 3,925.80	$ 353.40	$ 517.68	$ 720.00	$ -	$ 140.00	$ 48,409.68
70	**EXECUTIVE SECRETARY**	Krista Vaillencourt	1	$ 38,421.76	N/a	$ 35,632.04	2, 6.75	$ 40,161.00	$ 1,739.24	4.53%	Yes	2, 6	$ 39,188.00	N/a	1.99%	$ 3,050.67	$ -	$ 207.00	$ 2,500.35	$ 3,925.80	$ 353.40	$ 517.68	$ -	$ -	$ 690.00	$ 50,432.90
71	**ADMINISTRATIVE ASSISTANT**	Diana Lopez	1	$ 28,983.00	N/a	$ 32,137.15	1, 9	$ 30,107.00	$ 1,124.00	3.88%	Yes	1, 9.25	$ 30,431.00	N/a	5.00%	$ 2,343.27	$ -	$ 207.00	$ 1,920.56	$ 3,925.80	$ 353.40	$ 421.08	$ -	$ -	$ 200.00	$ 39,802.12
72	***SUBTOTAL FULL-TIME***		***22***	***$ 931,606.02***	***N/a***	***N/a***	***N/a***	***N/a***	***$ 87,149.92***	***N/a***	***N/a***	***N/a***	***$ 962,028.00***	***N/a***	***N/a***	***$ 77,292.39***	***$ -***	***$ 4,554.00***	***$ 63,349.45***	***$ 86,367.60***	***$ 7,774.80***	***$ 12,786.84***	***$ 14,400.00***	***$ 10,500.00***	***$ 23,430.00***	***$ 1,262,483.07***
73	**EACH PART-TIME (RESERVE OFFICER)**	Andrew Arceo	0.50	N/a	N/a	$ 21,391.39	N/a	N/a	N/a	N/a	N/a	N/a	N/a	$ -	N/a	$ 27.54	$ -	$ -	$ -	$ -	$ -	$ -	$ 360.00	$ -	$ -	$ 387.54
74	**EACH PART-TIME (RESERVE OFFICER)**	John McGilvray	0.50	N/a	N/a	$ 21,391.39	N/a	N/a	N/a	N/a	N/a	N/a	N/a	$ -	N/a	$ 27.54	$ -	$ -	$ -	$ -	$ -	$ -	$ 360.00	$ -	$ -	$ 387.54
75	**EACH PART-TIME (OFFICER)**	Matthew Marek	0.50	N/a	$ 16,510.88	$ 21,391.39	N/a	N/a	N/a	N/a	Yes	N/a	N/a	$ 16,510.88	0.00%	$ 1,290.62	$ -	$ 207.00	$ -	$ -	$ -	$ -	$ 360.00	$ -	$ -	$ 18,368.50
76	**EACH PART-TIME (OFFICER)**	Cheryl Weber	0.50	N/a	$ 16,510.88	$ 21,391.39	N/a	N/a	N/a	N/a	Yes	N/a	N/a	$ 16,510.88	0.00%	$ 1,290.62	$ -	$ 207.00	$ -	$ -	$ -	$ -	$ 360.00	$ -	$ -	$ 18,368.50
77	**EACH PART-TIME (OFFICER)**	Rudy Zapata	0.50	N/a	$ 17,157.83	$ 21,391.39	N/a	N/a	N/a	N/a	Yes	N/a	N/a	$ 17,780.92	3.63%	$ 1,387.78	$ -	$ 207.00	$ -	$ -	$ -	$ -	$ 360.00	$ -	$ -	$ 19,735.70
78	***SUBTOTAL PART-TIME***		***2.50***	***N/a***	***$ 50,179.59***	***N/a***	***N/a***	***N/a***	***N/a***	***N/a***	***N/a***	***N/a***	***N/a***	***$ 50,802.68***	***N/a***	***$ 3,969.03***	***$ -***	***$ 621.00***	***$ -***	***$ -***	***$ -***	***$ -***	***$ 1,080.00***	***$ -***	***$ -***	***$ 56,472.71***
79	***TOTAL POLICE DEPARTMENT***		***24.50***	***$ 931,606.02***	***$ 50,179.59***	***N/a***	***N/a***	***N/a***	***$ 87,149.92***	***N/a***	***N/a***	***N/a***	***$ 962,028.00***	***$ 50,802.68***	***N/a***	***$ 81,261.41***	***$ -***	***$ 5,175.00***	***$ 63,349.45***	***$ 86,367.60***	***$ 7,774.80***	***$ 12,786.84***	***$ 15,480.00***	***$ 10,500.00***	***$ 23,430.00***	***$ 1,318,955.78***

	A	B	C	F	G	H	K	L	M	N	O	P	Q	R	S	T	U	V	W	X	Y	Z	AA	AC	AD	AE
1	POSITION		FTE	FULL-TIME SALARY FYE 2015	PART-TIME SALARY FYE 2015	ESTIMATED MARKET VALUE	PROPOSED NEW GRADE / STEP BY DEPT.	PROPOSED FYE 2016 SALARY BY DEPT.	TOTAL DEPT. PROPOSED INCREASE OVER FYE 2015 SALARY	PROPOSED PERCENT INCREASE OVER FYE 2015 SALARY	WITHIN CURRENT SALARY RANGE	PROPOSED NEW GRADE / STEP BY MGMT.	PROPOSED FYE 2016 SALARY / FULL-TIME BY MGMT.	PROPOSED FYE 2016 SALARY / PART-TIME BY MGMT.	PERCENT INCREASE OVER FYE 2015 SALARY BY MGMT.	CITY'S SHARE - FICA	LUMP SUM WORKER'S COMP. - TML	STATE UNEMP.	CITY'S SHARE - TMRS	HEALTH INS.	VISION & DENTAL INS.	LIFE, AD&D, STD, &LTD INS.	UNIFORM ALLOWANCE	CERTIFICATION PAY	LONGEVITY PAY	EMPLOYEE TOTAL
2																										
80																										
81	***FIRE DEPARTMENT***																									
82	**FIRE CHIEF**	Walton Daugherty	1	$ 74,833.20	N/a	$ 89,774.48	5, 5.50	$ 77,459.00	$ 2,625.80	3.51%	Yes	4, 4.5	$ 76,162.00	N/a	1.78%	$ 6,065.07	$ -	$ 207.00	$ 4,970.98	$ 3,925.80	$ 353.40	$ 891.48	$ 720.00	$ 900.00	$ 1,500.00	$ 95,695.73
83	**SR. CAPTAIN**	Richard Wall	1	$ 62,695.88	N/a	$ 62,961.09	4, 6.25	$ 65,459.00	$ 2,763.12	4.41%	Yes	4, 5.25	$ 64,161.00	N/a	2.34%	$ 5,114.10	$ -	$ 207.00	$ 4,191.56	$ 3,925.80	$ 353.40	$ 801.00	$ 720.00	$ 900.00	$ 1,070.00	$ 81,443.86
84	**CAPTAIN / DEPUTY FIRE MARSHAL**	Norman Haynes	1	$ 57,301.92	N/a	$ 55,605.31	4, 2	$ 59,945.00	$ 2,643.08	4.61%	Yes	3, 10.5	$ 57,999.00	N/a	1.22%	$ 4,585.33	$ -	$ 207.00	$ 3,758.18	$ 3,925.80	$ 353.40	$ 734.52	$ 720.00	$ 900.00	$ 320.00	$ 73,503.23
85	**CAPTAIN**	Jack Quipp	1	$ 58,901.23	N/a	$ 55,641.08	4, 3.25	$ 61,567.00	$ 2,665.77	4.53%	Yes	4, 1.75	$ 59,621.00	N/a	1.22%	$ 4,798.92	$ -	$ 207.00	$ 3,933.23	$ 3,925.80	$ 353.40	$ 755.04	$ 720.00	$ 900.00	$ 1,490.00	$ 76,704.40
86	**CAPTAIN**	Carl Hudson	1	$ 54,604.63	N/a	$ 55,641.08	3, 10	$ 57,350.00	$ 2,745.37	5.03%	Yes	3, 9	$ 56,053.00	N/a	2.65%	$ 4,477.01	$ -	$ 207.00	$ 3,669.39	$ 3,925.80	$ 353.40	$ 704.28	$ 720.00	$ 900.00	$ 850.00	$ 71,859.88
87	**CAPTAIN**	Garett Daugherty	1	$ 55,955.07	N/a	$ 55,641.08	4, 1	$ 58,648.00	$ 2,692.93	4.81%	Yes	3, 9.5	$ 56,702.00	N/a	1.33%	$ 4,543.49	$ -	$ 207.00	$ 3,723.88	$ 3,925.80	$ 353.40	$ 719.40	$ 720.00	$ 900.00	$ 1,070.00	$ 72,864.97
88	**FIREFIGHTER - P**	Rodolfo Khalaf	1	$ 42,467.20	N/a	$ 42,433.69	2, 10.75	$ 45,350.00	$ 2,882.80	6.79%	Yes	2, 9.25	$ 43,404.00	N/a	2.21%	$ 3,478.76	$ -	$ 207.00	$ 2,851.22	$ 3,925.80	$ 353.40	$ 567.60	$ 720.00	$ 900.00	$ 450.00	$ 56,857.78
89	**FIREFIGHTER - P**	Aaron White	1	$ 42,467.20	N/a	$ 42,433.69	2, 10.75	$ 45,350.00	$ 2,882.80	6.79%	Yes	2, 9.25	$ 43,404.00	N/a	2.21%	$ 3,471.88	$ -	$ 207.00	$ 2,845.58	$ 3,925.80	$ 353.40	$ 567.60	$ 720.00	$ 900.00	$ 360.00	$ 56,755.25
90	**FIREFIGHTER - P**	Jason Bertie	1	$ 43,817.64	N/a	$ 42,433.69	3, 1.75	$ 46,647.00	$ 2,829.36	6.46%	Yes	2, 10.25	$ 44,701.00	N/a	2.02%	$ 3,600.93	$ -	$ 207.00	$ 2,951.35	$ 3,925.80	$ 353.40	$ 580.08	$ 720.00	$ 900.00	$ 750.00	$ 58,689.56
91	**FIREFIGHTER - P**	Raymond Ramirez	1	$ 42,467.20	N/a	$ 42,433.69	2, 10.75	$ 45,350.00	$ 2,882.80	6.79%	Yes	2, 9.25	$ 43,404.00	N/a	2.21%	$ 3,500.95	$ -	$ 207.00	$ 2,869.40	$ 3,925.80	$ 353.40	$ 567.60	$ 720.00	$ 900.00	$ 740.00	$ 57,188.15
92	**FIREFIGHTER - P**	Jeffery Dauer	1	$ 42,467.20	N/a	$ 42,433.69	2, 10.75	$ 45,350.00	$ 2,882.80	6.79%	Yes	2, 9.25	$ 43,404.00	N/a	2.21%	$ 3,508.60	$ -	$ 207.00	$ 2,875.67	$ 3,925.80	$ 353.40	$ 567.60	$ 720.00	$ 900.00	$ 840.00	$ 57,302.07
93	**FIREFIGHTER - P**	Abraham Fribourg	1	$ 42,467.20	N/a	$ 42,433.69	2, 10.75	$ 45,350.00	$ 2,882.80	6.79%	Yes	2, 9.25	$ 43,404.00	N/a	2.21%	$ 3,509.36	$ -	$ 207.00	$ 2,876.30	$ 3,925.80	$ 353.40	$ 567.60	$ 720.00	$ 900.00	$ 850.00	$ 57,313.46
94	**EXECUTIVE SECRETARY**	Susan Darst	1	$ 34,376.16	N/a	$ 36,268.39	2, 4.50	$ 37,242.00	$ 2,865.84	8.34%	Yes	2, 3.5	$ 35,945.00	N/a	4.56%	$ 2,787.28	$ -	$ 207.00	$ 2,284.47	$ 3,925.80	$ 353.40	$ 489.96	$ -	$ 300.00	$ 190.00	$ 46,482.91
95	***SUBTOTAL FULL-TIME***		***13***	***$ 654,821.73***	***N/a***	***N/a***	***N/a***	***N/a***	***$ 36,245.27***	***N/a***	***N/a***	***N/a***	***$ 668,364.00***	***N/a***	***N/a***	***$ 53,441.68***	***$ -***	***$ 2,691.00***	***$ 43,801.22***	***$ 51,035.40***	***$ 4,594.20***	***$ 8,513.76***	***$ 8,640.00***	***$ 11,100.00***	***$ 10,480.00***	***$ 862,661.25***
96	**EACH PART-TIME (FIRE NURSE)**	Joi Shumaker	0.5	N/a	$ 17,065.92	$ 18,847.61	3, 2.50	$ 17,261.39	$ 195.47	1.15%	Yes	N/a	N/a	$ 17,536.17	2.76%	$ 1,369.06	$ -	$ 207.00	$ -	$ -	$ -	$ -	$ 360.00	$ -	$ -	$ 19,472.23
97	**EACH PART-TIME (FIREFIGHTER - P)**	Joshua Capps	0.5	N/a	$ 16,860.12	$ 15,381.44	3, 2.50	$ 17,261.39	$ 401.27	2.38%	Yes	N/a	N/a	$ 16,860.12	0.00%	$ 1,317.34	$ -	$ 207.00	$ -	$ -	$ -	$ -	$ 360.00	$ -	$ -	$ 18,744.46
98	**EACH PART-TIME (FIREFIGHTER - P)**	Dustin Benke	0.5	N/a	$ 17,065.92	$ 15,381.44	3, 2.50	$ 17,261.39	$ 195.47	1.15%	Yes	N/a	N/a	$ 17,065.92	0.00%	$ 1,333.08	$ -	$ 207.00	$ -	$ -	$ -	$ -	$ 360.00	$ -	$ -	$ 18,966.00
99	**EACH PART-TIME (FIREFIGHTER - P)**	Keith Eldard	0.5	N/a	$ 17,065.92	$ 15,381.44	3, 2.50	$ 17,261.39	$ 195.47	1.15%	Yes	N/a	N/a	$ 17,065.92	0.00%	$ 1,333.08	$ -	$ 207.00	$ -	$ -	$ -	$ -	$ 360.00	$ -	$ -	$ 18,966.00
100	**EACH PART-TIME (FIREFIGHTER - P)**	David Herzig	0.5	N/a	$ 17,065.92	$ 15,381.44	3, 2.50	$ 17,261.39	$ 195.47	1.15%	Yes	N/a	N/a	$ 17,065.92	0.00%	$ 1,333.08	$ -	$ 207.00	$ -	$ -	$ -	$ -	$ 360.00	$ -	$ -	$ 18,966.00
101	**EACH PART-TIME (FIREFIGHTER - I)**	Samuel Richards	0.5	N/a	$ 16,209.77	$ 14,688.21	3, 1	$ 16,556.00	$ 346.23	2.14%	Yes	N/a	N/a	$ 16,209.77	0.00%	$ 1,267.59	$ -	$ 207.00	$ -	$ -	$ -	$ -	$ 360.00	$ -	$ -	$ 18,044.36
102	**EACH PART-TIME (FIREFIGHTER - I)**	Donald Richardson	0.5	N/a	$ 16,209.77	$ 14,688.21	3, 1	$ 16,556.00	$ 346.23	2.14%	Yes	N/a	N/a	$ 16,209.77	0.00%	$ 1,267.59	$ -	$ 207.00	$ -	$ -	$ -	$ -	$ 360.00	$ -	$ -	$ 18,044.36
103	**EACH PART-TIME (FIREFIGHTER - P)**	Kevin Risner	0.5	N/a	$ 16,860.12	$ 15,381.44	3, 2.50	$ 17,261.39	$ 401.27	2.38%	Yes	N/a	N/a	$ 16,860.12	0.00%	$ 1,317.34	$ -	$ 207.00	$ -	$ -	$ -	$ -	$ 360.00	$ -	$ -	$ 18,744.46
104	**EACH PART-TIME (VOLUNTEER)**	Cody Boehm	0.5	N/a	N/a	$ 14,461.02	N/a	N/a	N/a	N/a	N/a	N/a	N/a	$ -	N/a	$ 27.54	$ -	$ -	$ -	$ -	$ -	$ -	$ 360.00	$ -	$ -	$ 387.54
105	**EACH PART-TIME (VOLUNTEER)**	Russell Dear	0.5	N/a	N/a	$ 14,461.02	N/a	N/a	N/a	N/a	N/a	N/a	N/a	$ -	N/a	$ 27.54	$ -	$ -	$ -	$ -	$ -	$ -	$ 360.00	$ -	$ -	$ 387.54
106	**EACH PART-TIME (VOLUNTEER)**	Jeff Felty	0.5	N/a	N/a	$ 14,461.02	N/a	N/a	N/a	N/a	N/a	N/a	N/a	$ -	N/a	$ 27.54	$ -	$ -	$ -	$ -	$ -	$ -	$ 360.00	$ -	$ -	$ 387.54
107	**EACH PART-TIME (VOLUNTEER)**	Al Garcia	0.5	N/a	N/a	$ 14,461.02	N/a	N/a	N/a	N/a	N/a	N/a	N/a	$ -	N/a	$ 27.54	$ -	$ -	$ -	$ -	$ -	$ -	$ 360.00	$ -	$ -	$ 387.54
108	**EACH PART-TIME (VOLUNTEER)**	Travis Lorton	0.5	N/a	N/a	$ 14,461.02	N/a	N/a	N/a	N/a	N/a	N/a	N/a	$ -	N/a	$ 27.54	$ -	$ -	$ -	$ -	$ -	$ -	$ 360.00	$ -	$ -	$ 387.54
109	**EACH PART-TIME (VOLUNTEER)**	Robert Madla	0.5	N/a	N/a	$ 14,461.02	N/a	N/a	N/a	N/a	N/a	N/a	N/a	$ -	N/a	$ 27.54	$ -	$ -	$ -	$ -	$ -	$ -	$ 360.00	$ -	$ -	$ 387.54
110	**EACH PART-TIME (VOLUNTEER)**	Michael Parsons	0.5	N/a	N/a	$ 14,461.02	N/a	N/a	N/a	N/a	N/a	N/a	N/a	$ -	N/a	$ 27.54	$ -	$ -	$ -	$ -	$ -	$ -	$ 360.00	$ -	$ -	$ 387.54
111	***SUBTOTAL PART-TIME***		***7.50***	***N/a***	***$ 134,403.46***	***N/a***	***N/a***	***N/a***	***$ 2,276.88***	***N/a***	***N/a***	***N/a***	***N/a***	***$ 134,873.71***	***N/a***	***$ 10,730.94***	***$ -***	***$ 1,656.00***	***$ -***	***$ -***	***$ -***	***$ -***	***$ 5,400.00***	***$ -***	***$ -***	***$ 152,660.65***
112	***TOTAL FIRE DEPARTMENT***		***20.50***	***$ 654,821.73***	***$ 134,403.46***	***N/a***	***N/a***	***N/a***	***$ 38,522.15***	***N/a***	***N/a***	***N/a***	***$ 668,364.00***	***$ 134,873.71***	***N/a***	***$ 64,172.61***	***$ -***	***$ 4,347.00***	***$ 43,801.22***	***$ 51,035.40***	***$ 4,594.20***	***$ 8,513.76***	***$ 14,040.00***	***$ 11,100.00***	***$ 10,480.00***	***$ 1,015,321.90***

	A	B	C	F	G	H	K	L	M	N	O	P	Q	R	S	T	U	V	W	X	Y	Z	AA	AC	AD	AE
1	POSITION		FTE	FULL-TIME SALARY FYE 2015	PART-TIME SALARY FYE 2015	ESTIMATED MARKET VALUE	PROPOSED NEW GRADE / STEP BY DEPT.	PROPOSED FYE 2016 SALARY BY DEPT.	TOTAL DEPT. PROPOSED INCREASE OVER FYE 2015 SALARY	PROPOSED PERCENT INCREASE OVER FYE 2015 SALARY	WITHIN CURRENT SALARY RANGE	PROPOSED NEW GRADE / STEP BY MGMT.	PROPOSED FYE 2016 SALARY / FULL-TIME BY MGMT.	PROPOSED FYE 2016 SALARY / PART-TIME BY MGMT.	PERCENT INCREASE OVER FYE 2015 SALARY BY MGMT.	CITY'S SHARE - FICA	LUMP SUM WORKER'S COMP. - TML	STATE UNEMP.	CITY'S SHARE - TMRS	HEALTH INS.	VISION & DENTAL INS.	LIFE, AD&D, STD, &LTD INS.	UNIFORM ALLOWANCE	CERTIFICATION PAY	LONGEVITY PAY	EMPLOYEE TOTAL
2																										
113																										
114	***DISPATCH (ADMINISTRATION)***																									
115	**DISPATCH SUPERVISOR**	Angela Bocconcelli	1	$ 45,165.12	N/a	$ 45,767.00	N/a	N/a	N/a	N/a	Yes	3, 1.75	$ 46,647.00	N/a	3.28%	$ 3,679.42	$ -	$ 207.00	$ 3,015.68	$ 3,925.80	$ 353.40	$ 580.08	$ 360.00	$ 900.00	$ 190.00	$ 59,858.38
116	**DISPATCHER**	Joseph Scott	1	$ 31,680.48	N/a	$ 32,863.10	1, 10.75	$ 32,377.00	$ 696.52	2.20%	Yes	2, 1.25	$ 33,026.00	N/a	4.25%	$ 2,618.29	$ -	$ 207.00	$ 2,145.97	$ 3,925.80	$ 353.40	$ 443.28	$ 360.00	$ 600.00	$ 240.00	$ 43,919.74
117	**DISPATCHER**	Ashley Suarez	1	$ 34,376.16	N/a	$ 32,863.10	2, 3	$ 35,296.00	$ 919.84	2.68%	Yes	2, 3	$ 35,296.00	N/a	2.68%	$ 2,834.78	$ -	$ 207.00	$ 2,323.41	$ 3,925.80	$ 353.40	$ 471.00	$ 360.00	$ 900.00	$ 500.00	$ 47,171.40
118	**DISPATCHER**	Sabrina Richardson	1	$ 32,701.00	N/a	$ 32,863.10	2, 1	$ 32,701.00	$ -	0.00%	Yes	2, 2	$ 33,999.00	N/a	3.97%	$ 2,697.31	$ -	$ 207.00	$ 2,210.74	$ 3,925.80	$ 353.40	$ 446.04	$ 360.00	$ 900.00	$ -	$ 45,099.29
119	**DISPATCHER**	Christina Lopez	1	$ 34,376.16	N/a	$ 32,863.10	2, 2.75	$ 34,972.00	$ 595.84	1.73%	Yes	2, 3	$ 35,296.00	N/a	2.68%	$ 2,844.73	$ -	$ 207.00	$ 2,331.56	$ 3,925.80	$ 353.40	$ 468.24	$ 360.00	$ 900.00	$ 630.00	$ 47,316.73
120	**DISPATCHER**	Rozlynn Rosales	1	$ 31,728.00	N/a	$ 32,863.10	1, 10.25	$ 32,377.00	$ 649.00	2.05%	Yes	2, 1.25	$ 33,026.00	N/a	4.09%	$ 2,599.93	$ -	$ 207.00	$ 2,130.92	$ 3,925.80	$ 353.40	$ 443.28	$ 360.00	$ 600.00	$ -	$ 43,646.33
121	**DISPATCHER**	Skylar Dailey	1	$ 31,680.48	N/a	$ 32,863.10	1, 10.75	$ 32,377.00	$ 696.52	2.20%	Yes	2, 1.25	$ 33,026.00	N/a	4.25%	$ 2,609.87	$ -	$ 207.00	$ 2,139.07	$ 3,925.80	$ 353.40	$ 443.28	$ 360.00	$ 600.00	$ 130.00	$ 43,794.43
122	***TOTAL DISPATCH***		***7***	***$ 241,707.40***	***N/a***	***N/a***	***N/a***	***N/a***	***$ 3,557.72***	***N/a***	***N/a***	***N/a***	***$ 250,316.00***	***N/a***	***N/a***	***$ 19,884.34***	***$ -***	***$ 1,449.00***	***$ 16,297.36***	***$ 27,480.60***	***$ 2,473.80***	***$ 3,295.20***	***$ 2,520.00***	***$ 5,400.00***	***$ 1,690.00***	***$ 330,806.30***
123																										
124	***EMERGENCY MEDICAL SERVICE (FIRE DEPARTMENT)***																									
125	**FIREFIGHTER - P**	John Eager	1	$ 43,817.64	N/a	$ 42,433.69	3, 1.75	$ 46,647.00	$ 2,829.36	6.46%	Yes	2, 10.25	$ 44,701.00	N/a	2.02%	$ 3,589.46	$ -	$ 207.00	$ 2,941.95	$ 3,925.80	$ 353.40	$ 580.08	$ 720.00	$ 900.00	$ 600.00	$ 58,518.68
126	**FIREFIGHTER - P**	Adam Gibbs	1	$ 43,817.64	N/a	$ 42,433.69	3, 1.75	$ 46,647.00	$ 2,829.36	6.46%	Yes	2, 10.25	$ 44,701.00	N/a	2.02%	$ 3,586.40	$ -	$ 207.00	$ 2,939.44	$ 3,925.80	$ 353.40	$ 580.08	$ 720.00	$ 900.00	$ 560.00	$ 58,473.12
127	**FIREFIGHTER - P**	Douglas Godfrey	1	$ 43,817.64	N/a	$ 42,433.69	3, 1.75	$ 46,647.00	$ 2,829.36	6.46%	Yes	2, 10.25	$ 44,701.00	N/a	2.02%	$ 3,586.40	$ -	$ 207.00	$ 2,939.44	$ 3,925.80	$ 353.40	$ 580.08	$ 720.00	$ 900.00	$ 560.00	$ 58,473.12
128	**FIREFIGHTER - P**	Rowdy Johnson	1	$ 43,817.64	N/a	$ 42,433.69	3, 1.75	$ 46,647.00	$ 2,829.36	6.46%	Yes	2, 10.25	$ 44,701.00	N/a	2.02%	$ 3,585.63	$ -	$ 207.00	$ 2,938.81	$ 3,925.80	$ 353.40	$ 580.08	$ 720.00	$ 900.00	$ 550.00	$ 58,461.72
129	**FIREFIGHTER - P**	Keaton Mattick	1	$ 43,817.64	N/a	$ 42,433.69	3, 1.75	$ 46,647.00	$ 2,829.36	6.46%	Yes	2, 10.25	$ 44,701.00	N/a	2.02%	$ 3,585.63	$ -	$ 207.00	$ 2,938.81	$ 3,925.80	$ 353.40	$ 580.08	$ 720.00	$ 900.00	$ 550.00	$ 58,461.72
130	**FIREFIGHTER - P**	George Carrazco	1	$ 41,119.52	N/a	$ 42,433.69	2, 9.5	$ 43,728.00	$ 2,608.48	6.34%	Yes	2, 8.5	$ 42,431.00	N/a	3.19%	$ 3,382.14	$ -	$ 207.00	$ 2,772.03	$ 3,925.80	$ 353.40	$ 539.88	$ 720.00	$ 900.00	$ 160.00	$ 55,391.25
131	***TOTAL EMERGENCY MEDICAL SERVICE***		***6***	***$ 260,207.72***	***N/a***	***N/a***	***N/a***	***N/a***	***$ 16,755.28***	***N/a***	***N/a***	***N/a***	***$ 265,936.00***	***N/a***	***N/a***	***$ 21,315.65***	***$ -***	***$ 1,242.00***	***$ 17,470.48***	***$ 23,554.80***	***$ 2,120.40***	***$ 3,440.28***	***$ 4,320.00***	***$ 5,400.00***	***$ 2,980.00***	***$ 347,779.61***
132																										
133	***TOTALS***		***78.00***	***$ 2,664,711.28***	***$ 257,420.70***	***N/a***	***N/a***	***N/a***	***$ 164,787.22***	***N/a***	***N/a***	***N/a***	***$ 2,736,575.00***	***$ 297,532.20***	***N/a***	***$ 241,833.88***	***$ 51,496.00***	***$ 16,601.40***	***$ 178,989.38***	***$ 235,548.00***	***$ 21,204.00***	***$ 35,458.92***	***$ 41,760.00***	***$ 36,300.00***	***$ 49,060.00***	***$ 3,942,358.78***
134				***$ 2,922,131.98***									***$ 3,034,107.20***													

GENERAL FUND BUDGET

Total Revenues:	**$5,949,365.00**
Total Expenditures:	**$5,949,365.00**
Revenues Over Expenditures:	**$ 0.00**

FYE 2016 General Fund Approved Revenues

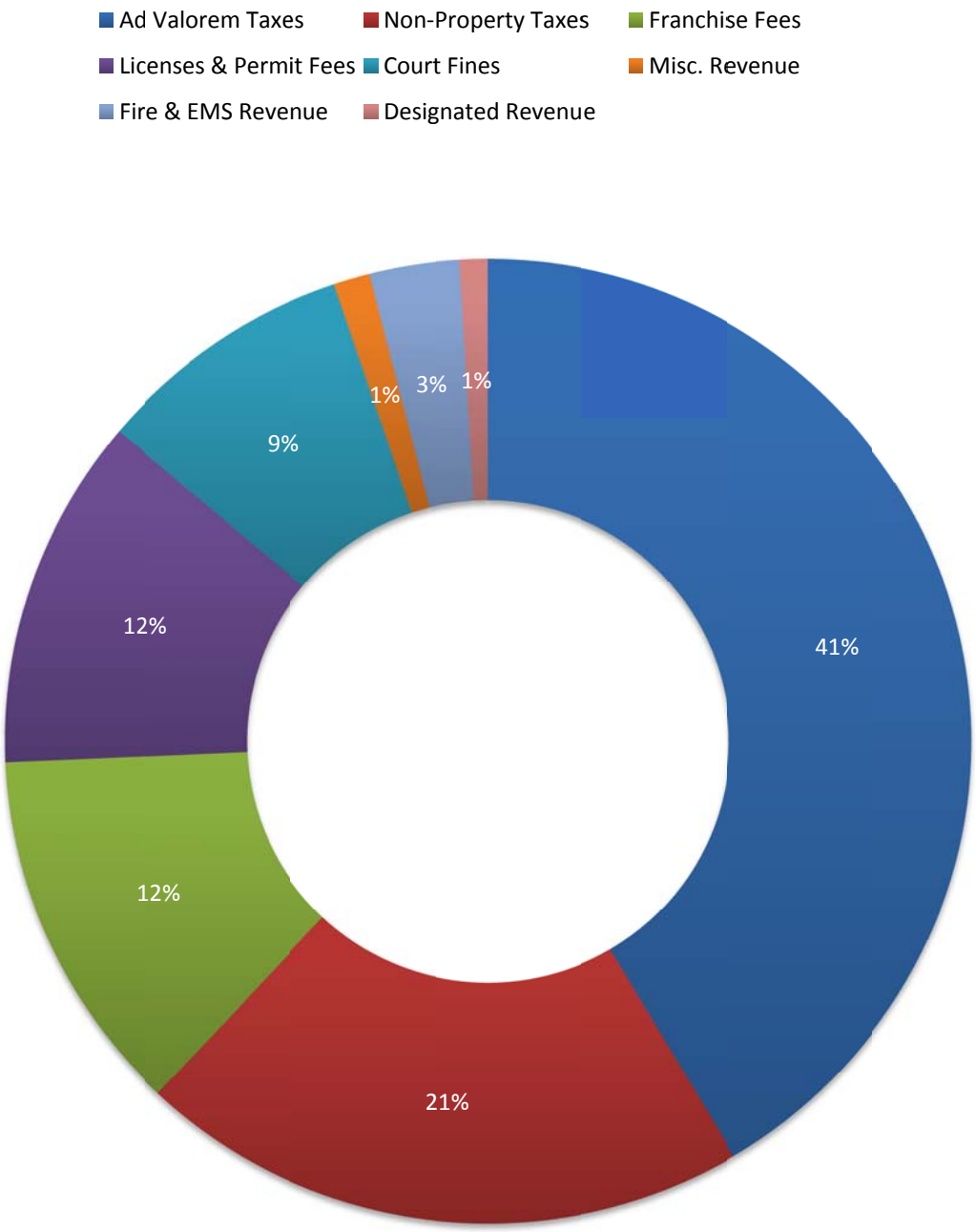

FYE 2016 General Fund Approved Expenditures

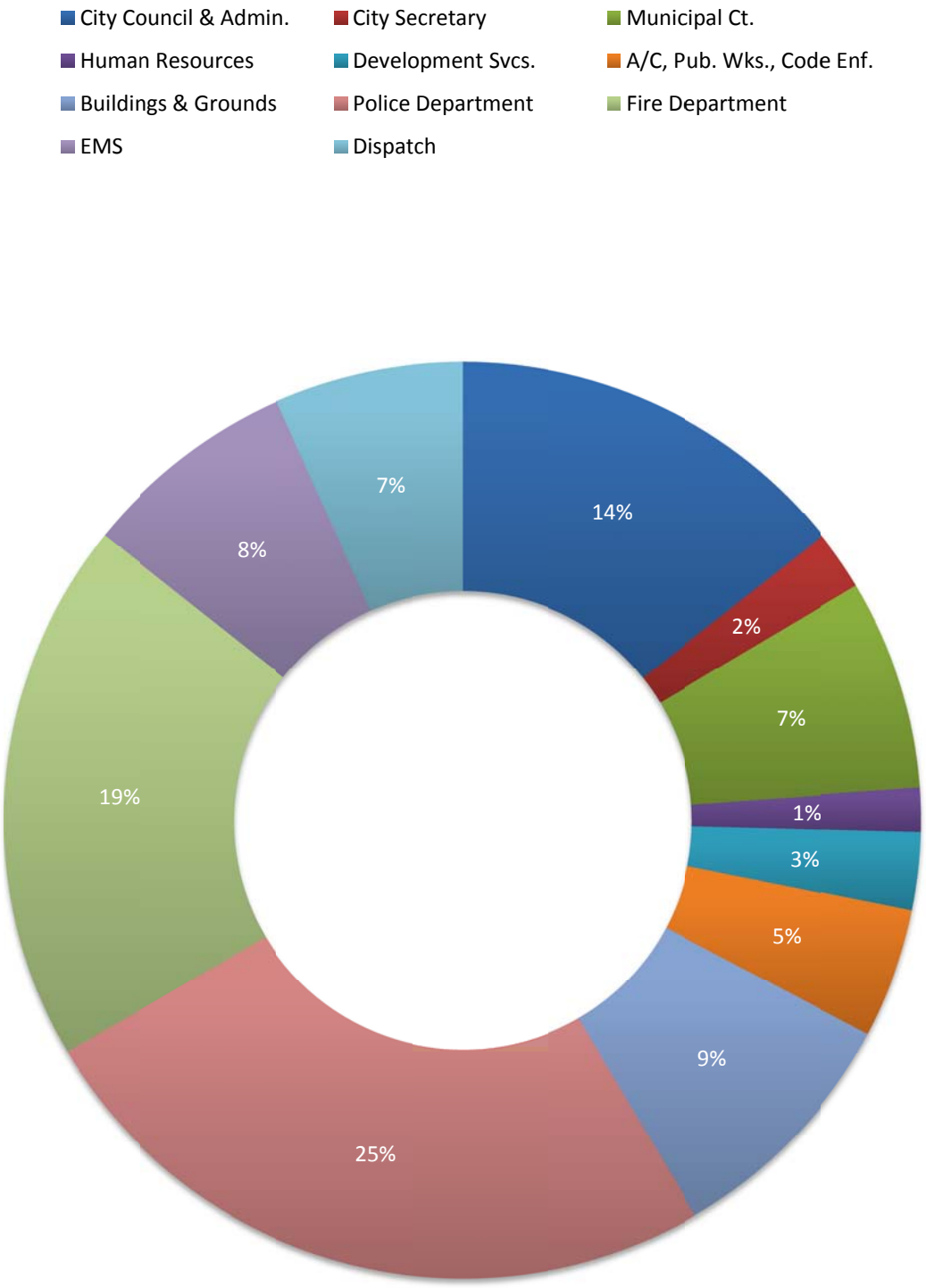

Approved FYE 2016 General Fund Budget (Unassigned)

PROPOSED BUDGET
AS OF: SEPTEMBER 22, 2015

01 -GENERAL FUND

REVENUES

	2011-2012 ACTUAL	2012-2013 ACTUAL	2013-2014 ACTUAL	2014-2015 CURRENT BUDGET	2014-2015 Y-T-D ACTUAL	2014-2015 PROJECTED YEAR END	2015-2016 REQUESTED BUDGET	2015-2016 PROPOSED BUDGET
Beginning Fund Balance						$3,856,521	$3,892,165	
PROPERTY TAXES								
400-3110 AD VALOREM TAXES--CURRENT	2,041,844	2,009,586	2,079,304	2,229,395	2,212,082	2,212,082	2,447,356	
400-3120 DELINQUENT TAXES	29,123	20,823	21,363	21,848	21,435	21,435	21,435	
TOTAL PROPERTY TAXES	2,070,966	2,030,409	2,100,667	2,251,243	2,233,517	2,233,517	2,468,791	

400-3110 AD VALOREM TAXES--CURRENT NEXT YEAR NOTES:
$3,134,472 TOTAL COLLECTIONS
$687,116.50 - INTEREST AND SINKING FUND
$2,447,356.00 - MAINTENANCE AND OPERATIONS

NON-PROPERTY TAXES								
401-3140 SALES	666,063	881,322	1,064,060	1,125,000	1,074,234	1,184,298	1,184,298	
401-3150 MIXED BEVERAGE	18,241	22,194	30,472	31,164	32,700	33,393	33,393	
401-3170 BINGO	2,136	2,325	2,181	2,231	2,134	2,179	2,179	
TOTAL NON-PROPERTY TAXES	686,440	905,841	1,096,713	1,158,395	1,109,068	1,219,871	1,219,871	

401-3140 SALES NEXT YEAR NOTES:
FOLLOWING PROJECTIONS FORECASTED THROUGH MICROSOFT EXCEL,
ANNUALIZED AT 1.0909 (11/12 MONTHS), OR ANNUALIZED AT 1.0212
(11.75/12 MONTHS)

FRANCHISE TAXES								
402-3200 ELECTRIC	224,600	291,342	264,271	376,630	346,013	346,013	409,036	
402-3210 CABLE	91,962	90,600	93,288	95,406	83,528	83,528	83,528	
402-3220 SOLID WASTE	45,514	50,516	42,914	67,806	56,019	56,019	64,521	
402-3230 NATURAL GAS	16,717	17,541	24,103	24,650	106,384	106,384	52,784	
402-3240 TELECOMMUNICATIONS	50,046	58,463	59,322	64,947	71,680	73,200	73,200	
402-3250 WATER SYSTEM	26,906	27,850	0	30,875	28,996	28,996	28,996	
402-3260 TELECOMMUNICATIONS TOWER	14,329	14,758	15,201	15,657	31,784	15,657	16,127	
402-3270 TOWING FRANCHISE FEES	4,078	3,620	3,980	4,070	3,695	3,773	3,773	
TOTAL FRANCHISE TAXES	474,150	554,691	503,079	680,041	728,101	713,570	731,965	

402-3200 ELECTRIC NEXT YEAR NOTES:
1. Year over year increase due to estimated 1% increase in
franchise fee rate.

402-3220 SOLID WASTE NEXT YEAR NOTES:
1. Audited refund due to City of $8,502.04

402-3230 NATURAL GAS NEXT YEAR NOTES:
1. Audited refund due to City of $8,922.69

PROPOSED BUDGET
AS OF: SEPTEMBER 22, 2015

01 -GENERAL FUND

REVENUES

	2011-2012 ACTUAL	2012-2013 ACTUAL	2013-2014 ACTUAL	2014-2015 CURRENT BUDGET	2014-2015 Y-T-D ACTUAL	2014-2015 PROJECTED YEAR END	2015-2016 REQUESTED BUDGET	2015-2016 PROPOSED BUDGET
LICENSES & FEES								
404-3300 BUILDING PERMITS	250,545	390,414	276,927	779,180	222,898	227,623	468,352	
404-3302 BUILDING PERMITS- ETJ	0	0	497,999	0	235,732	240,729	0	
404-3303 MARKETPLACE FEE LITE	0	0	4,121	2,145	2,565	2,620	2,620	
404-3305 REINSPECTION FEES	11,440	11,307	47,010	44,288	27,743	28,331	28,331	
404-3310 SIGN PERMITS	2,949	2,811	3,718	3,787	4,631	4,730	4,730	
404-3320 CERT OF OCCUPANCY PERMIT	3,180	2,766	6,800	6,838	2,145	2,190	2,190	
404-3330 SUBCONTRACTOR PERMIT	1,860	2,128	1,339	1,370	7,170	7,321	7,321	
404-3340 PLATTING FEES	13,893	23,337	71,641	56,043	78,004	79,658	79,658	
404-3350 PLANNING & ZONING	1,205	637	1,496	1,547	3,203	3,271	3,271	
404-3370 ANIMAL CONTROL FEES	2,170	2,962	2,605	2,574	3,083	3,148	3,148	
404-3380 FOOD LICENSES	20,739	21,746	23,314	23,649	23,684	24,186	24,186	
404-3390 LIQUOR LICENSES	0	9,085	583	597	7,210	7,363	600	
404-3440 ENCROACHMENT LICENSE	0	0	166	169	0	0	100	
404-3460 PEDDLERS LICENSE	1,310	1,120	2,446	2,385	878	896	896	
404-3500 STREET CUT PERMIT FEE	980	1,503	2,281	2,332	3,158	3,225	3,225	
404-3504 FEE IN LIEU - DETENTION	0	11,800	22,316	17,909	52,826	53,946	53,946	
404-3510 DRIVEWAY PERMITS	220	452	114	117	1,049	1,071	1,071	
404-3520 TREE REMOVAL PERMITS	6,885	5,217	1,641	1,340	14,424	14,729	14,729	
404-3530 FALSE ALARM FEE	300	150	101	52	876	894	894	
404-3540 OTHER PERMITS/FEES	355	550	446	456	702	717	717	
404-3570 FLOOD PLAIN DEV. PERMIT FEE	1,189	1,089	1,371	1,402	1,961	2,002	2,002	
TOTAL LICENSES & FEES	319,220	489,073	968,433	948,180	693,939	708,650	701,987	

404-3504 FEE IN LIEU - DETENTION NEXT YEAR NOTES:
MI HOMES DEVELOPMENT - 1/2 FEE - PHASE 2

MUNICIPAL COURT FINES								
405-1010 COURT FINES	490,439	335,674	290,256	325,000	441,163	450,516	450,516	
405-1020 WARRANT FINES	98,223	83,551	121,898	108,855	67,506	68,937	68,937	
TOTAL MUNICIPAL COURT FINES	588,661	419,225	412,154	433,855	508,669	519,453	519,453	
MISCELLANEOUS REVENUE								
406-1010 INTEREST EARNED	5,993	3,767	7,308	6,750	6,571	6,710	6,710	
406-1020 MISCELLANEOUS REVENUE	7,638	23,739	1,225	1,118	28,249	28,848	28,848	
406-1025 CREDIT CARD FEES	8,978	9,272	15,215	15,121	15,207	15,529	15,529	
406-1030 SALE OF SURPLUS ASSETS	1,491	3,094	2,228	2,800	0	0	100	
406-1040 MONEY FROM OTHER ENTITIES	11,885	0	10,804	11,050	0	0	100	
406-1050 REIMBURSEMENT FROM EDC	8,000	8,000	8,000	12,000	12,000	12,000	15,000	
406-1070 CORNYVAL	4,306	0	0	0	0	0	100	
406-1080 DISPATCH FEES	0	0	0	5,005	3,753	5,005	5,005	
TOTAL MISCELLANEOUS REVENUE	48,290	47,872	44,780	53,844	65,779	68,092	71,392	

PROPOSED BUDGET
AS OF: SEPTEMBER 22, 2015

01 -GENERAL FUND

REVENUES	2011-2012 ACTUAL	2012-2013 ACTUAL	2013-2014 ACTUAL	2014-2015 CURRENT BUDGET	2014-2015 Y-T-D ACTUAL	2014-2015 PROJECTED YEAR END	2015-2016 REQUESTED BUDGET	2015-2016 PROPOSED BUDGET
FIRE DEPARTMENT REVENUE								
407-1050 FIRE DEPT SERVICE FEES	1,695	81	155	159	6,739	6,882	6,882	
407-1055 EMS SERVICE FEES	0	0	0	113,006	169,754	173,353	173,353	
407-1060 ESD #7	75,000	75,000	75,000	75,000	75,000	75,000	0	
TOTAL FIRE DEPARTMENT REVENUE	76,695	75,081	75,155	188,165	251,493	255,235	180,235	
407-1060 ESD #7	CURRENT YEAR NOTES: CONTRACT TERMINATED 7/2015							
DESIGNATED REVENUES								
408-1060 IMPOUND FEES - POLICE DEPT	48,091	49,452	65,703	64,697	54,515	55,671	55,671	
TOTAL DESIGNATED REVENUES	48,091	49,452	65,703	64,697	54,515	55,671	55,671	
TOTAL REVENUES	4,312,513	4,571,643	5,266,685	5,778,420	5,645,081	5,774,058	5,949,365	

01 -GENERAL FUND
CITY COUNCIL
EXPENDITURES

	2011-2012 ACTUAL	2012-2013 ACTUAL	2013-2014 ACTUAL	2014-2015 CURRENT BUDGET	2014-2015 Y-T-D ACTUAL	2014-2015 PROJECTED YEAR END	2015-2016 REQUESTED BUDGET	2015-2016 PROPOSED BUDGET
CONTRACTUAL SERVICES								
500-5203 SCHOOLS SEMINARS	0	0	670	695	695	710	710	
TOTAL CONTRACTUAL SERVICES	0	0	670	695	695	710	710	
COMMODITIES								
500-5326 EXPENSE REIMBURSEMENT	1,952	2,591	2,807	1,838	1,838	1,877	1,877	
TOTAL COMMODITIES	1,952	2,591	2,807	1,838	1,838	1,877	1,877	
TOTAL CITY COUNCIL	1,952	2,591	3,477	2,533	2,533	2,587	2,587	

PROPOSED BUDGET
AS OF: SEPTEMBER 22, 2015

01 -GENERAL FUND
ADMINISTRATION
EXPENDITURES

	2011-2012 ACTUAL	2012-2013 ACTUAL	2013-2014 ACTUAL	2014-2015 CURRENT BUDGET	2014-2015 Y-T-D ACTUAL	2014-2015 PROJECTED YEAR END	2015-2016 REQUESTED BUDGET	2015-2016 PROPOSED BUDGET
PERSONNEL								
510-5101 SALARIES	162,628	173,114	189,274	168,635	168,635	168,635	181,165	
510-5102 OVERTIME	0	0	0	0	0	0	100	
510-5103 SOCIAL SECURITY	12,411	12,508	13,986	12,110	12,110	12,110	13,982	
510-5104 RETIREMENT	6,972	7,583	9,313	9,697	9,697	9,697	10,037	
510-5105 HEALTH INSURANCE	11,173	11,178	13,122	8,062	8,062	8,062	7,852	
510-5107 WORKER'S COMP - CITY TOTAL	41,597	46,582	45,787	44,811	44,811	44,811	51,496	
510-5108 UNEMPLOYMENT	855	27	772	83	83	83	936	
510-5111 LONGEVITY PAY	1,330	1,740	2,100	1,360	1,360	1,360	1,600	
510-5115 LIFE INSURANCE/DISABILITY	2,064	1,894	2,001	1,749	1,749	1,749	1,800	
510-5116 VISION & DENTAL INSURANCE	968	866	892	612	612	612	707	
TOTAL PERSONNEL	239,997	255,494	277,247	247,119	247,119	247,119	269,674	
CONTRACTUAL SERVICES								
510-5200 PAGERS & CELL PHONES	2,962	3,047	2,909	2,764	2,764	2,823	2,823	
510-5202 MEMBERSHIPS / LICENSES	2,546	2,813	3,930	2,585	2,585	2,640	2,640	
510-5203 SCHOOLS SEMINARS	2,523	2,928	3,328	1,126	1,126	1,150	1,150	
510-5204 CITY TREASURER	21,150	19,555	21,000	21,000	21,000	21,000	21,000	
510-5206 CITY ATTORNEY	35,797	32,865	55,963	181,694	181,694	185,546	61,849	
510-5207 CITY AUDITOR	12,400	12,700	13,000	13,500	13,500	13,500	13,800	
510-5208 BEXAR APPRAISAL DIST	13,347	15,050	14,892	15,820	15,820	15,820	15,820	
510-5214 COMPUTER CONTRACTS	40,353	35,545	56,528	66,108	66,108	67,509	70,656	
510-5229 CITY ENGINEER	26,016	51,472	55,669	40,379	40,379	41,235	41,235	
510-5231 BUILDING INSPECTOR	29,130	54,620	83,485	124,455	124,455	127,093	127,093	
510-5232 CITY ARBORIST	1,850	1,730	1,529	8,649	8,649	8,832	8,832	
510-5234 HEALTH INSPECTOR	12,000	11,000	12,000	11,000	11,000	12,000	12,000	
510-5245 STAFF/COMM - SPECIAL EVENTS	6,758	5,804	6,660	6,784	6,784	6,784	7,000	
TOTAL CONTRACTUAL SERVICES	206,832	249,128	330,894	495,864	495,864	505,932	385,898	
COMMODITIES								
510-5301 OFFICE SUPPLIES	4,262	3,428	4,538	3,544	3,544	3,619	3,619	
510-5302 OPERATING SUPPLIES	11,888	16,638	10,533	17,870	17,870	18,249	18,249	
510-5305 TECH/MACH/EQUP/SFT-MAINTENANCE	31,875	45,673	64,318	78,064	67,235	78,064	72,120	
510-5323 POSTAGE & POSTAL EQUIPMENT	3,728	3,926	4,009	4,957	4,957	5,062	5,062	
510-5330 COPIER LEASE/MAINTENANCE	13,439	16,118	461	23,337	23,337	23,831	23,831	
510-5332 PRINTING & ADVERTISING	8,597	4,081	3,561	7,104	7,104	7,255	7,255	
TOTAL COMMODITIES	73,789	89,865	87,422	134,876	124,047	136,080	130,136	

510-5305 TECH/MACH/EQUP/SFT-MAINTENNEXT YEAR NOTES:

1. ADDITIONAL ASA 5510 FIREWALL - $510.00
2. 2X LINE CARDS FOR CORE SWITCH - $7,360.00
3. EQUALOGIX END OF LIFE - $49,250.00
4. FD SWITCH END OF LIFE - $5,000.00
5. CISCO CUCM END OF LIFE - $10,000.00

PROPOSED BUDGET
AS OF: SEPTEMBER 22, 2015

01 -GENERAL FUND
ADMINISTRATION
EXPENDITURES

	2011-2012 ACTUAL	2012-2013 ACTUAL	2013-2014 ACTUAL	2014-2015 CURRENT BUDGET	2014-2015 Y-T-D ACTUAL	2014-2015 PROJECTED YEAR END	2015-2016 REQUESTED BUDGET	2015-2016 PROPOSED BUDGET
LIABILITY/HAZARD/FIDELTY								
510-5401 LIABILITY HAZARD/FIDELITY INS	54,650	60,919	63,218	72,707	72,707	72,707	65,440	
TOTAL LIABILITY/HAZARD/FIDELTY	54,650	60,919	63,218	72,707	72,707	72,707	65,440	
TOTAL ADMINISTRATION	575,267	655,405	758,781	950,566	939,737	961,838	851,148	

PROPOSED BUDGET
AS OF: SEPTEMBER 22, 2015

01 -GENERAL FUND
DISPATCH
EXPENDITURES

	2011-2012 ACTUAL	2012-2013 ACTUAL	2013-2014 ACTUAL	2014-2015 CURRENT BUDGET	2014-2015 Y-T-D ACTUAL	2014-2015 PROJECTED YEAR END	2015-2016 REQUESTED BUDGET	2015-2016 PROPOSED BUDGET
PERSONNEL								
515-5101 SALARIES	0	0	0	250,056	250,056	250,056	251,613	
515-5102 OVERTIME	0	0	0	7,227	7,227	7,227	12,227	
515-5103 SOCIAL SECURITY	0	0	0	19,427	19,427	19,427	19,884	
515-5104 RETIREMENT	0	0	0	15,644	15,644	15,644	16,297	
515-5105 HEALTH INSURANCE	0	0	0	27,710	27,486	27,486	27,481	
515-5106 PSYCH & DRUG TESTING	0	0	0	1,000	813	813	813	
515-5108 UNEMPLOYMENT	0	0	302	1,086	269	269	1,449	
515-5110 UNIFORM ALLOWANCE	0	0	0	0	0	0	2,520	
515-5111 LONGEVITY PAY	0	0	0	1,310	1,050	1,050	1,690	
515-5112 CERTIFICATION PAY	0	0	0	5,400	4,258	4,258	5,400	
515-5115 LIFE INSURANCE/DISABILITY	0	0	0	3,249	3,066	3,066	3,295	
515-5116 VISION INSURANCE	0	0	0	3,473	2,108	2,108	2,474	
TOTAL PERSONNEL	0	0	302	335,582	331,403	331,404	345,144	

515-5102 OVERTIME
NEXT YEAR NOTES:
1. YTD PLUS $5,000.00

CONTRACTUAL SERVICES								
515-5200 CELL ALLOWANCE	0	0	0	760	630	643	840	
515-5203 SCHOOLS & SEMINARS	0	0	0	4,724	4,724	4,825	8,423	
515-5211 HARRIS RADIO AGREEMENT	0	0	0	15,228	15,228	15,228	16,788	
515-5212 FLEETMATICS GPS	0	0	0	10,261	10,261	10,478	13,920	
TOTAL CONTRACTUAL SERVICES	0	0	0	30,973	30,843	31,174	39,971	

515-5203 SCHOOLS & SEMINARS
NEXT YEAR NOTES:
1. CARDINAL USERS CONF. $1,500.00
2. NENA CONF. $2,260.00
3. APCO CONF. $2,105.00
4. PG. 13 OF DEPARTMENTAL REQUEST

COMMODITIES								
515-5301 OFFICE SUPPLIES	0	0	0	1,050	1,009	1,031	1,031	
515-5302 OPERATING SUPPLIES	0	0	0	1,274	1,246	1,272	1,272	
515-5330 COMPUTER EQUIP/MNTNCE	0	0	0	11,482	11,482	11,725	7,500	
515-5331 TRANSFER OUT TO CAPITAL FUND	0	0	0	0	0	0	0	
TOTAL COMMODITIES	0	0	0	13,806	13,737	14,028	9,803	

515-5331 TRANSFER OUT TO CAPITAL FUNEXT YEAR NOTES:
1. Mobile CAD software allocation drawn down to $0.00.

TOTAL DISPATCH	0	0	302	380,361	375,983	376,606	394,917	

PROPOSED BUDGET
AS OF: SEPTEMBER 22, 2015

01 -GENERAL FUND
CITY SECRETARY
EXPENDITURES

	2011-2012 ACTUAL	2012-2013 ACTUAL	2013-2014 ACTUAL	2014-2015 CURRENT BUDGET	2014-2015 Y-T-D ACTUAL	2014-2015 PROJECTED YEAR END	2015-2016 REQUESTED BUDGET	2015-2016 PROPOSED BUDGET
PERSONNEL								
520-5101 SALARIES	62,448	64,494	66,742	67,242	67,242	67,242	67,405	
520-5103 SOCIAL SECURITY	4,824	4,994	5,272	5,297	5,297	5,297	5,308	
520-5104 RETIREMENT	2,667	2,815	3,439	4,225	4,204	4,204	4,350	
520-5105 HEALTH INSURANCE	3,854	3,726	4,477	4,136	4,031	4,031	3,926	
520-5108 UNEMPLOYMENT	261	9	207	261	9	9	207	
520-5111 LONGEVITY PAY	590	720	840	960	960	960	1,080	
520-5112 CERTIFICATION PAY	0	0	900	900	900	900	900	
520-5115 LIFE INSURANCE/DISABILITY	766	727	744	810	810	810	825	
520-5116 VISION & DENTAL INSURANCE	328	289	297	496	309	309	353	
TOTAL PERSONNEL	75,738	77,774	82,918	84,327	83,762	83,762	84,354	
CONTRACTUAL SERVICES								
520-5202 MEMBERSHIPS / LICENSES	120	125	130	185	185	189	250	
520-5203 SCHOOLS SEMINARS	0	923	5,304	713	713	728	1,000	
520-5210 OTHER CONTRACTUAL SERVICE	5,230	17,168	12,270	7,024	7,024	7,173	8,000	
520-5211 ELECTION OFFICIALS	10,673	0	43	(3,292)	(3,292)	(3,292)	20,000	
520-5216 CODIFICATION	0	0	0	0	0	0	2,000	
TOTAL CONTRACTUAL SERVICES	16,023	18,216	17,747	4,630	4,630	4,798	31,250	

520-5211 ELECTION OFFICIALS

NEXT YEAR NOTES:
1. TWO (2) ELECTIONS IN FYE 2016
2. ASSOC. PRINTING / PUBLICATION COSTS

COMMODITIES								
520-5331 ADVERTISING	1,235	957	2,845	8,602	8,602	8,784	8,784	
TOTAL COMMODITIES	1,235	957	2,845	8,602	8,602	8,784	8,784	

520-5331 ADVERTISING

NEXT YEAR NOTES:
1. INCREASING PUBLICATION COSTS

TOTAL CITY SECRETARY	92,996	96,947	103,511	97,558	96,993	97,344	124,388

PROPOSED BUDGET
AS OF: SEPTEMBER 22, 2015

01 -GENERAL FUND
MUNICIPAL COURT
EXPENDITURES

	2011-2012 ACTUAL	2012-2013 ACTUAL	2013-2014 ACTUAL	2014-2015 CURRENT BUDGET	2014-2015 Y-T-D ACTUAL	2014-2015 PROJECTED YEAR END	2015-2016 REQUESTED BUDGET	2015-2016 PROPOSED BUDGET
PERSONNEL								
530-5101 SALARIES	153,233	148,043	169,733	174,556	174,556	174,556	142,978	
530-5102 OVERTIME	837	1,237	987	493	472	472	472	
530-5103 SOCIAL SECURITY	11,768	12,260	12,938	13,453	13,453	13,453	11,352	
530-5104 RETIREMENT	6,544	6,873	8,368	10,483	10,483	10,483	7,415	
530-5105 HEALTH INSURANCE	15,412	14,543	17,289	12,094	12,094	12,094	11,777	
530-5108 UNEMPLOYMENT	1,166	205	922	81	81	81	1,176	
530-5111 LONGEVITY PAY	3,460	3,990	4,110	4,590	4,590	4,590	2,290	
530-5112 CERTIFICATION PAY	0	0	0	300	92	300	600	
530-5115 LIFE INSURANCE/DISABILITY	2,131	1,879	1,930	2,137	2,137	2,137	1,504	
530-5116 VISION & DENTAL INSURANCE	1,265	1,182	1,189	1,235	1,235	1,235	1,060	
TOTAL PERSONNEL	195,817	190,212	217,466	219,420	219,191	219,401	180,623	
CONTRACTUAL SERVICES								
530-5201 SUBSCRIPTIONS	50	344	3,312	1,402	1,294	1,321	1,321	
530-5203 SCHOOLS SEMINARS	640	451	1,641	2,734	2,734	2,792	2,792	
530-5219 MUNICIPAL COURT JUDGES	17,800	16,400	17,775	14,314	14,314	14,617	14,617	
530-5221 MUNICIPAL CT PROSECUTOR	31,100	24,155	29,807	34,237	34,237	34,963	34,963	
530-5222 SUPPLIES & CABINETRY	0	0	0	0	0	0	8,000	
TOTAL CONTRACTUAL SERVICES	49,590	41,350	52,534	52,687	52,579	53,693	61,693	

530-5222 SUPPLIES & CABINETRY

NEXT YEAR NOTES:
1. FIREPROOF CABINETS (2)
2. DESKS (3)

COMMODITIES								
530-5324 UNIFORM ALLOWANCE	0	0	0	2,315	2,315	2,315	2,520	
530-5330 COURT FEES	228,784	111,242	148,353	141,866	141,866	197,084	197,084	
TOTAL COMMODITIES	228,784	111,242	148,353	144,181	144,181	199,399	199,604	
TOTAL MUNICIPAL COURT	474,191	342,805	418,353	416,288	415,951	472,493	441,920	

PROPOSED BUDGET
AS OF: SEPTEMBER 22, 2015

01 -GENERAL FUND
HUMAN RESOURCES
EXPENDITURES

	2011-2012 ACTUAL	2012-2013 ACTUAL	2013-2014 ACTUAL	2014-2015 CURRENT BUDGET	2014-2015 Y-T-D ACTUAL	2014-2015 PROJECTED YEAR END	2015-2016 REQUESTED BUDGET	2015-2016 PROPOSED BUDGET
PERSONNEL								
535-5101 SALARIES	12,193	12,587	8,171	15,811	15,811	15,811	72,641	
535-5102 RETIREMENT	0	0	0	0	0	0	3,852	
535-5103 SOCIAL SECURITY	933	998	625	1,210	1,210	1,210	5,770	
535-5104 HEALTH INSURANCE	0	0	0	0	0	0	3,926	
535-5105 VISION & DENTAL INSURANCE	0	0	0	0	0	0	353	
535-5106 HEALTH/COBRA	0	671	950	450	450	450	491	
535-5107 LIFE INSURANCE/DISABILITY	0	0	0	0	0	0	776	
535-5108 UNEMPLOYMENT	183	106	208	46	6	6	414	
535-5109 LONGEVITY	0	0	0	0	0	0	2,780	
535-5110 TECHNOLOGY	0	0	0	0	0	0	0	
535-5111 SUBSCRIPTIONS	0	0	0	0	0	0	100	
535-5112 SCHOOLS & SEMINARS	0	0	0	0	0	0	500	
TOTAL PERSONNEL	13,309	14,362	9,955	17,516	17,476	17,477	91,602	

535-5101 SALARIES

NEXT YEAR NOTES:
TRANSFER J. HENCKEL UNDER HR DEPT.

TOTAL HUMAN RESOURCES	13,309	14,362	9,955	17,516	17,476	17,477	91,602

PROPOSED BUDGET
AS OF: SEPTEMBER 22, 2015

01 -GENERAL FUND
DEVELOPMENT SERVICES
EXPENDITURES

	2011-2012 ACTUAL	2012-2013 ACTUAL	2013-2014 ACTUAL	2014-2015 CURRENT BUDGET	2014-2015 Y-T-D ACTUAL	2014-2015 PROJECTED YEAR END	2015-2016 REQUESTED BUDGET	2015-2016 PROPOSED BUDGET
PERSONNEL								
540-5101 SALARIES	39,990	42,036	45,165	102,351	102,351	102,351	103,265	
540-5102 OVERTIME	0	0	0	42	41	41	41	
540-5103 SOCIAL SECURITY	3,125	3,316	3,588	8,036	8,036	8,036	8,028	
540-5104 RETIREMENT	1,758	1,865	2,341	6,424	6,424	6,424	5,751	
540-5105 HEALTH INSURANCE	3,854	3,726	4,477	8,429	8,429	8,429	7,852	
540-5108 UNEMPLOYMENT	261	9	207	33	27	27	621	
540-5111 LONGEVITY PAY	1,180	1,310	1,430	2,650	2,650	2,650	1,670	
540-5115 LIFE INSURANCE/DISABILITY	516	495	521	1,151	1,151	1,151	1,132	
540-5116 VISION & DENTAL INSURANCE	319	203	297	655	651	651	738	
540-5117 CERTIFICATION PAY	0	0	0	0	0	0	1,200	
TOTAL PERSONNEL	51,003	52,960	58,027	129,771	129,759	129,760	130,297	
CONTRACTUAL SERVICES								
540-5203 SCHOOLS SEMINARS	1,475	419	1,967	1,355	1,355	1,384	1,384	
540-5204 CABINETRY	0	0	0	0	0	0	8,000	
540-5227 PLAT FILINGS	182	4,009	11,024	28,597	28,555	29,160	25,000	
TOTAL CONTRACTUAL SERVICES	1,657	4,428	12,991	29,953	29,910	30,544	34,384	
TOTAL DEVELOPMENT SERVICES	52,660	57,388	71,019	159,723	159,669	160,304	164,681	

01 -GENERAL FUND
ANIMAL CONTROL PUB WKS
EXPENDITURES

	2011-2012 ACTUAL	2012-2013 ACTUAL	2013-2014 ACTUAL	2014-2015 CURRENT BUDGET	2014-2015 Y-T-D ACTUAL	2014-2015 PROJECTED YEAR END	2015-2016 REQUESTED BUDGET	2015-2016 PROPOSED BUDGET
PERSONNEL								
545-5101 SALARIES	88,398	90,558	85,203	110,144	107,961	107,961	134,334	
545-5102 OVERTIME	1,065	739	547	2,047	1,945	1,945	1,945	
545-5103 SOCIAL SECURITY	6,638	6,907	6,316	8,555	8,555	8,555	10,670	
545-5104 RETIREMENT	3,711	3,412	3,627	5,942	5,942	5,942	6,591	
545-5105 HEALTH INSURANCE	9,636	7,806	8,334	11,414	11,414	11,414	11,777	
545-5108 UNEMPLOYMENT	685	116	623	85	85	85	1,035	
545-5111 LONGEVITY	730	990	580	820	820	820	1,060	
545-5112 CERTIFICATION PAY	0	0	900	1,200	946	946	1,200	
545-5115 LIFE INSURANCE/DISABILITY	1,227	902	863	1,348	1,252	1,252	1,385	
545-5116 VISION & DENTAL INSURANCE	802	635	547	898	898	898	1,060	
TOTAL PERSONNEL	112,891	112,065	107,539	142,453	139,819	139,818	171,057	
CONTRACTUAL SERVICES								
545-5202 MEMBERSHIP, DUES, LICENSES	246	114	470	548	547	559	559	
545-5203 SCHOOLS SEMINARS	740	1,199	332	1,522	1,522	1,555	1,555	
545-5228 ANIMAL CONTROL	8,859	5,219	11,831	13,492	13,492	13,779	13,779	
545-5230 STREET IMPROVEMENTS	49,732	32,896	59,556	75,562	75,562	77,164	30,000	
545-5233 DRAINAGE IMPROVEMENTS	0	33,835	39,995	35,835	35,835	36,595	30,000	
545-5236 TRAFFIC SIGNAL MAINTENANCE	334	1,912	1,139	8,010	8,010	8,010	0	
TOTAL CONTRACTUAL SERVICES	59,911	75,175	113,322	134,969	134,969	137,660	75,893	

545-5228 ANIMAL CONTROL
NEXT YEAR NOTES:
1. ROUTINE ANIMAL CONTROL EXPENDITURES
2. WYSIWASH ANIMAL HOLDING FACILITY SANITIZER - $170.00

COMMODITIES								
545-5306 MOTOR FUEL & LUBRICANTS	11,334	8,176	7,693	5,819	5,819	5,942	5,942	
545-5324 UNIFORM ALLOWANCE	2,681	2,606	2,529	2,460	2,460	2,460	2,880	
TOTAL COMMODITIES	14,015	10,782	10,222	8,279	8,279	8,402	8,822	
CAPITAL OUTLAY								
545-5501 M&E PURCHASE,REPAIR,SERVICE	16,550	19,549	13,270	10,255	10,255	10,473	15,000	
TOTAL CAPITAL OUTLAY	16,550	19,549	13,270	10,255	10,255	10,473	15,000	

545-5501 M&E PURCHASE,REPAIR,SERVICNEXT YEAR NOTES:
1. VEHICLE PURCHASE - $7,500.00 (1ST OF 4 PAYMENTS)
2. RADIOS (2) - $6,000.00
3. MISC. REPAIR

TOTAL ANIMAL CONTROL PUB WKS	203,367	217,571	244,354	295,956	293,321	296,353	270,772	

PROPOSED BUDGET
AS OF: SEPTEMBER 22, 2015

01 -GENERAL FUND
BUILDING & GROUNDS
EXPENDITURES

	2011-2012 ACTUAL	2012-2013 ACTUAL	2013-2014 ACTUAL	2014-2015 CURRENT BUDGET	2014-2015 Y-T-D ACTUAL	2014-2015 PROJECTED YEAR END	2015-2016 REQUESTED BUDGET	2015-2016 PROPOSED BUDGET
CONTRACTUAL SERVICES								
550-5210 OTHER CONTRACTUAL SERVICE	4,982	5,024	10,189	6,874	6,874	7,020	7,020	
550-5237 WATER	4,871	6,342	6,028	6,838	6,838	6,983	6,983	
550-5238 GAS	2,321	4,152	6,216	5,220	5,220	5,331	5,331	
550-5239 ELECTRIC	59,020	56,087	57,482	66,472	59,363	60,621	60,621	
550-5240 TELEPHONE	25,031	26,091	26,910	27,837	27,837	28,427	28,427	
550-5241 BUILDING MAINTENANCE	26,495	36,061	30,293	42,271	42,271	43,167	43,167	
550-5242 CITY CUSTODIAN	15,123	16,022	15,671	16,443	16,443	16,792	16,792	
550-5243 GROUNDS MAINTENANCE	10,603	11,127	8,670	10,850	10,850	11,080	11,080	
550-5244 LANDSCAPING SERVICES	12,591	15,120	14,977	37,577	37,577	38,373	38,373	
550-5245 INTERNET	3,016	3,095	3,041	3,056	3,056	3,121	3,121	
TOTAL CONTRACTUAL SERVICES	164,053	179,122	179,476	223,437	216,328	220,914	220,915	
COMMODITIES								
550-5302 OPER. SUPPLIES TOOLS/ATV/CART	1,443	925	290	112	112	115	115	
550-5305 HAUSMANN RD EXPANSION	0	4,640	0	0	0	0	44,510	
TOTAL COMMODITIES	1,443	5,565	290	112	112	115	44,625	
CAPITAL OUTLAY								
550-5510 CARPORT/FENCING/ETC	0	0	0	6,675	6,675	6,817	101,134	
550-5520 PARKS & RECREATION MOVIES	80,618	77,370	134,849	167,495	167,495	171,046	158,354	
550-5525 HELOTES MARKET PLACE	(13,283)	(16,379)	(32,239)	(27,129)	(34,679)	(27,129)	0	
TOTAL CAPITAL OUTLAY	67,335	60,991	102,610	147,042	139,492	150,734	259,488	
TOTAL BUILDING & GROUNDS	232,831	245,678	282,376	370,591	355,932	371,762	525,028	

550-5510 CARPORT/FENCING/ETC

NEXT YEAR NOTES:
1. PD CARPORT FACILITY - $21,500.00
2. OTHSD HOLIDAY DECOR - 1ST OF 3 PAYMENTS - $15,235.94
3. MUNICIPAL COMPLEX DIGITAL MARQUEE - $64,397.96

PROPOSED BUDGET
AS OF: SEPTEMBER 22, 2015

01 -GENERAL FUND
POLICE DEPARTMENT
EXPENDITURES

	2011-2012 ACTUAL	2012-2013 ACTUAL	2013-2014 ACTUAL	2014-2015 CURRENT BUDGET	2014-2015 Y-T-D ACTUAL	2014-2015 PROJECTED YEAR END	2015-2016 REQUESTED BUDGET	2015-2016 PROPOSED BUDGET
PERSONNEL								
560-5101 SALARIES	896,839	908,629	942,669	949,213	949,213	949,213	977,028	
560-5102 OVERTIME	5,017	11,731	17,628	15,400	11,752	11,752	11,752	
560-5103 SOCIAL SECURITY	70,675	73,031	76,385	82,148	77,810	77,810	86,264	
560-5104 RETIREMENT	40,109	41,737	50,535	62,575	61,601	61,601	63,349	
560-5105 HEALTH INSURANCE	80,969	77,925	88,766	88,563	87,774	87,774	86,368	
560-5108 UNEMPLOYMENT	5,663	361	4,803	6,876	631	631	5,175	
560-5110 PRE-EMPLOYEMNT PHYSICAL	0	0	222	1,321	1,321	1,321	1,321	
560-5111 LONGEVITY PAY	17,070	19,960	21,900	22,660	20,890	20,890	23,430	
560-5112 CERTIFICATION PAY	9,624	10,398	10,894	11,100	10,017	10,017	10,500	
560-5113 PART-TIME OFFICERS	10,628	9,745	11,553	28,240	28,240	28,240	28,240	
560-5115 LIFE INSURANCE/DISABILITY	11,226	10,371	10,705	12,100	11,930	11,930	12,787	
560-5116 VISION & DENTAL INSURANCE	6,742	6,032	6,158	10,918	6,765	6,765	7,775	
TOTAL PERSONNEL	1,154,561	1,169,920	1,242,219	1,291,113	1,267,944	1,267,944	1,313,989	

560-5101 SALARIES

NEXT YEAR NOTES:
Includes $15,000.00 lump sum addition for PD salaries to be distibuted at discretion of Management.

560-5103 SOCIAL SECURITY

NEXT YEAR NOTES:
Includes $5,000.00 lump sum addition for PD salary benefits.

CONTRACTUAL SERVICES								
560-5200 PAGERS & CELL PHONES	16,930	14,308	12,360	12,216	9,375	9,574	9,574	
560-5201 SUBSCRIPTIONS	630	960	870	870	0	0	500	
560-5210 OTHER CONTRACTUAL SERVICE	10,519	12,317	10,423	15,808	15,808	16,143	16,143	
560-5250 IMPOUND FEES - WRECKER	15,453	12,827	16,995	14,930	14,930	15,247	15,247	
560-5251 IMPOUND FEES - MISC	96	868	1,012	463	(374)	(374)	500	
TOTAL CONTRACTUAL SERVICES	43,628	41,280	41,661	44,287	39,739	40,589	41,964	
COMMODITIES								
560-5301 OFFICE SUPPLIES	2,501	1,663	1,631	3,690	3,628	3,705	3,705	
560-5302 OPERATING SUPPLIES	4,863	4,889	8,630	5,562	5,116	5,224	5,224	
560-5303 COMPUTER SPPLS, MNTNC, RPRS	9,074	9,023	2,170	2,170	1,280	1,307	1,307	
560-5306 MOTOR FUEL & LUBRICANT	59,922	52,466	45,177	45,000	35,208	35,954	35,954	
560-5310 AMMUNITION	2,830	2,222	2,399	5,000	4,001	4,085	4,085	
560-5311 BULLET-PROOF VEST	0	12,974	0	3,000	1,540	2,326	500	
560-5312 RADIO/RADAR/CAMERA REP	1,625	5,888	1,121	1,121	278	283	500	
560-5318 VEHICLE MCHANICAL MNTNCE	4,627	4,104	9,713	9,286	8,648	8,831	8,831	
560-5319 VEHICLE ROUTINE MNTNCE	12,535	12,325	14,824	15,052	4,731	4,832	4,832	
560-5320 VEHICLE POLICE EQUIPMENT	8,174	95,003	9,300	8,844	8,246	8,421	8,421	
560-5321 VEHICLE POLICE BODY MARKINGS	1,970	1,264	600	626	250	255	500	
560-5324 UNIFORM ALLOWANCE	13,926	13,574	12,535	16,560	15,957	15,957	15,480	
560-5326 EXPENSE REIMBURSEMENT	351	0	72	483	423	432	500	
560-5332 PRINTING	1,432	631	0	650	300	306	500	
560-5335 PORTABLE RADIOS & EQUIPMENT	6,638	0	304	11,380	11,380	11,621	1,000	
TOTAL COMMODITIES	130,467	216,025	108,477	128,424	100,985	103,540	91,339	

PROPOSED BUDGET
AS OF: SEPTEMBER 22, 2015

01 -GENERAL FUND
POLICE DEPARTMENT
EXPENDITURES

	2011-2012 ACTUAL	2012-2013 ACTUAL	2013-2014 ACTUAL	2014-2015 CURRENT BUDGET	2014-2015 Y-T-D ACTUAL	2014-2015 PROJECTED YEAR END	2015-2016 REQUESTED BUDGET	2015-2016 PROPOSED BUDGET
CAPITAL OUTLAY								
560-5500 COMPUTER EQUIPMENT	27,310	88	88	1,250	1,250	1,277	1,277	
560-5501 VEHICLES, MACHINERY & EQUIP.	41,930	51,721	(1,463)	21,787	12,061	12,316	37,500	
560-5502 FURNITURE & FIXTURES	552	0	0	250	113	115	1,115	
TOTAL CAPITAL OUTLAY	69,793	51,809	(1,375)	23,287	13,424	13,708	39,892	

560-5501 VEHICLES, MACHINERY & EQUINEXT YEAR NOTES:
1. REMAINING PAYMENT - EXPLORER
2. NEW VEHICLES - (QTY. 4) (1ST OF 4 PAYMENTS)

560-5502 FURNITURE & FIXTURES NEXT YEAR NOTES:
1. INTERCOM SYSTEM - $1,000.00

TOTAL POLICE DEPARTMENT	1,398,448	1,479,034	1,390,982	1,487,111	1,422,091	1,425,782	1,487,184

PROPOSED BUDGET
AS OF: SEPTEMBER 22, 2015

01 -GENERAL FUND
FIRE DEPARTMENT
EXPENDITURES

	2011-2012 ACTUAL	2012-2013 ACTUAL	2013-2014 ACTUAL	2014-2015 CURRENT BUDGET	2014-2015 Y-T-D ACTUAL	2014-2015 PROJECTED YEAR END	2015-2016 REQUESTED BUDGET	2015-2016 PROPOSED BUDGET
PERSONNEL								
580-5101 SALARIES	569,096	569,049	650,739	676,741	676,741	676,741	668,364	
580-5102 OVERTIME	24,651	26,083	22,016	24,033	23,565	23,565	23,565	
580-5103 SOCIAL SECURITY	53,185	53,935	59,064	63,240	61,734	61,734	64,173	
580-5104 RETIREMENT	25,651	27,330	34,908	45,187	45,187	45,187	43,801	
580-5105 HEALTH INSURANCE	45,565	43,760	52,295	52,744	52,744	52,744	51,035	
580-5108 UNEMPLOYMENT	4,576	737	4,053	184	184	184	4,347	
580-5110 PRE-EMPLOYMENT PHYSICAL	409	218	279	279	0	0	9,000	
580-5111 LONGEVITY	5,380	6,060	7,210	8,850	8,850	8,850	10,480	
580-5112 CERTIFICATION PAY	6,641	7,593	7,651	10,945	10,945	10,945	11,100	
580-5113 PART-TIME OFFICERS	92,503	101,116	88,403	96,334	93,747	93,747	93,747	
580-5115 LIFE INSURANCE/DISABILITY	6,970	6,361	7,126	8,095	8,095	8,095	8,514	
580-5116 VISION & DENTAL INSURANCE	3,747	3,417	3,676	6,452	4,014	4,014	4,594	
TOTAL PERSONNEL	838,374	845,659	937,420	993,086	985,808	985,806	992,720	

580-5110 PRE-EMPLOYMENT PHYSICAL NEXT YEAR NOTES:
OCCUPATIONAL ANNUAL PHYSICALS

CONTRACTUAL SERVICES								
580-5200 PAGERS & CELL PHONES	5,082	4,935	5,060	5,246	5,246	5,357	5,357	
580-5201 SUBSCRIPTIONS	855	1,282	1,601	1,373	1,373	1,402	1,402	
580-5202 MEMBERSHIPS / LICENSES	730	2,115	1,867	2,587	2,587	2,642	2,642	
580-5203 SCHOOLS SEMINARS	3,115	2,565	5,373	15,157	15,157	15,478	9,000	
580-5210 OTHER CONTRACTUAL/PROF. SERV.	5,371	3,986	19,001	6,999	6,999	7,148	7,148	
TOTAL CONTRACTUAL SERVICES	15,153	14,884	32,903	31,362	31,362	32,027	25,549	
COMMODITIES								
580-5301 OFFICE SUPPLIES	1,531	2,650	1,298	3,000	2,642	2,698	2,698	
580-5302 OPERATING SUPPLIES	6,930	7,809	11,631	10,000	8,157	8,330	8,330	
580-5303 COMPUTER SPPLS, MNTNC, RPRS	1,212	10,316	3,643	5,000	1,686	1,722	1,722	
580-5305 MAINTENANCE & REPAIR EQUIP	20,003	11,606	18,167	13,500	12,800	13,071	13,071	
580-5306 MOTOR FUEL & LUBRICANT	7,623	7,173	7,498	8,000	5,534	5,652	5,652	
580-5312 AUTOS, MACHINERY & EQUIPMENT	11,730	8,147	16,743	10,937	7,560	7,720	32,870	
580-5321 TOOLS/APPARTUS/ACCESSORIE	7,470	16,413	18,944	17,500	13,821	14,114	14,114	
580-5322 VEHICLE MAINTENANCE & REPAIRS	2,754	6,097	19,144	24,537	18,052	18,435	18,435	
580-5324 UNIFORM ALLOWANCE	12,434	10,396	12,130	11,880	11,180	11,180	14,040	
580-5333 MUNICIPAL SHARE - GRANTS	0	0	0	17,209	17,209	17,574	10,000	
TOTAL COMMODITIES	71,687	80,608	109,196	121,562	98,642	100,496	120,932	

580-5312 AUTOS, MACHINERY & EQUIPMENEXT YEAR NOTES:
LINE ITEM INCLUDES:
1. PAYOFF 2013 F250
2. 2016 FORD EXPEDITION - 1ST OF 4 PAYMENTS
3. BUNKER GEAR (QTY. 5)

TOTAL FIRE DEPARTMENT	925,213	941,150	1,079,519	1,146,010	1,115,812	1,118,329	1,139,201	

PROPOSED BUDGET
AS OF: SEPTEMBER 22, 2015

01 -GENERAL FUND
EMS
EXPENDITURES

	2011-2012 ACTUAL	2012-2013 ACTUAL	2013-2014 ACTUAL	2014-2015 CURRENT BUDGET	2014-2015 Y-T-D ACTUAL	2014-2015 PROJECTED YEAR END	2015-2016 REQUESTED BUDGET	2015-2016 PROPOSED BUDGET
Ending Fund Balance						$3,892,165	$3,892,165	
PERSONNEL								
585-5101 SALARIES	0	0	0	272,291	272,291	272,291	265,936	
585-5102 OVERTIME	0	0	0	14,698	14,519	14,519	14,519	
585-5103 SOCIAL SECURITY	0	0	0	22,044	22,044	22,044	21,316	
585-5104 RETIREMENT	0	0	0	18,238	18,238	18,238	17,470	
585-5105 HEALTH INSURANCE	0	0	0	25,628	24,374	24,374	23,555	
585-5108 UNEMPLOYMENT	0	0	0	980	178	178	1,242	
585-5110 PRE-EMPLOYMENT PHYSICAL	0	0	0	100	46	46	0	
585-5111 LONGEVITY	0	0	0	2,220	2,220	2,220	2,980	
585-5112 CERTIFICATION PAY	0	0	0	5,400	4,951	4,951	5,400	
585-5115 LIFE INSURANCE/DISABILITY	0	0	0	3,373	3,373	3,373	3,440	
585-5116 VISION & DENTAL INSURANCE	0	0	0	2,910	1,855	1,855	2,120	
TOTAL PERSONNEL	0	0	0	367,882	364,089	364,089	357,979	
CONTRACTUAL SERVICES								
585-5200 PAGERS & CELLS EMT CASH	0	0	0	4,720	4,273	4,364	4,364	
585-5201 SUBSCRIPTIONS	0	0	0	424	0	0	500	
585-5202 MEMBERSHIP/LICENSES	0	0	0	2,176	2,176	2,222	2,222	
585-5203 SCHOOLS & SEMINARS	0	0	0	900	618	631	631	
585-5210 OTHER CONTRACTUAL/PROF.SERV	0	0	0	5,555	5,555	5,673	5,673	
585-5211 MEDICAL DIRECTION	0	0	0	17,945	15,000	15,318	15,500	
TOTAL CONTRACTUAL SERVICES	0	0	0	31,720	27,623	28,208	28,890	
COMMODITIES								
585-5302 OPERATING EXPENSES	0	0	0	1,000	173	177	500	
585-5303 OTHER CONTRACT/PROF FEES	0	0	0	3,000	0	0	500	
585-5305 MAINTENANCE & REPAIR EQUIP	0	0	0	3,116	2,767	2,826	2,826	
585-5306 MOTOR FUEL & LUBRICANTS	0	0	0	5,501	4,524	4,620	4,620	
585-5317 MEDICAL SUPPLIES	0	0	0	20,000	18,913	19,467	19,467	
585-5321 TOOLS/APPARATUS/ACCESSORIES	0	0	0	5,768	4,547	4,644	4,644	
585-5322 VEHICLE MAINTENANCE & REPAIRS	0	0	0	9,999	8,999	9,189	9,189	
585-5324 UNIFORM ALLOWANCE	0	0	0	4,320	4,320	4,320	4,320	
TOTAL COMMODITIES	0	0	0	52,703	44,243	45,243	46,066	
CAPITAL OUTLAY								
585-5520 AUTOS, MACHINERY & EQUIPMENT	0	0	0	1,900	0	0	2,000	
585-5521 TRANSFER OUT TO CAPITAL FUND	0	0	0	0	0	0	21,000	
TOTAL CAPITAL OUTLAY	0	0	0	1,900	0	0	23,000	
TOTAL EMS	0	0	0	454,205	435,954	437,540	455,935	
TOTAL EXPENDITURES	3,970,235	4,052,931	4,362,629	5,778,420	5,631,453	5,738,414	5,949,365	2.96% Increase YoY
REVENUE OVER/(UNDER) EXPENDITURES	342,278	518,712	904,056	0	13,628	35,644	0	

585-5521 TRANSFER OUT TO CAPITAL FUNEXT YEAR NOTES:
1. Per City Council direction, account originally drawn down by $12,898.00. Upon further review, account increased to $21,000.00 to allow for the lease/purchase of 3 LifePak 15s and 1 Lucas 2.2 Chest Compression System. (See attached lease / purchase paperwork)

INTEREST AND
SINKING FUND BUDGET

Approved FYE 2016 Interest and Sinking Fund (Restricted)

02 -DEBT SERVICE- BONDS

REVENUES	2011-2012 ACTUAL	2012-2013 ACTUAL	2013-2014 ACTUAL	2014-2015 CURRENT BUDGET	2014-2015 Y-T-D ACTUAL	2014-2015 PROJECTED YEAR END	2015-2016 REQUESTED BUDGET	2015-2016 PROPOSED BUDGET
Beginning Fund Balance						$4,107	$13,798	
PROPERTY TAXES								
400-3140 DEBT SERVICE (INT & SINKING)	568,350	609,361	583,893	646,699	636,054	636,054	687,117	
TOTAL PROPERTY TAXES	568,350	609,361	583,893	646,699	636,054	636,054	687,117	
FRANCHISE TAXES								
402-3270 EDC $4M DEBT SERVICE	289,701	293,413	291,829	294,953	294,953	294,953	467,795	
TOTAL FRANCHISE TAXES	289,701	293,413	291,829	294,953	294,953	294,953	467,795	
MISCELLANEOUS REVENUE								
406-1010 INTEREST EARNED	293	237	203	205	177	180	180	
406-1060 TRANSFER IN / OUT	0	0	0	0	0	0	0	
TOTAL MISCELLANEOUS REVENUE	293	237	203	205	177	180	180	
TOTAL REVENUES	858,344	903,012	875,925	941,857	931,183	931,187	1,155,092	

402-3270 EDC $4M DEBT SERVICE

NEXT YEAR NOTES:
1. 2007 CofO Debt
2. 2015 CofO Debt
3. $150,000.00 Contribution (3 yrs.)

PROPOSED BUDGET
AS OF: SEPTEMBER 22, 2015

02 -DEBT SERVICE- BONDS
DEVELOPMENT SERVICES
EXPENDITURES

	2011-2012 ACTUAL	2012-2013 ACTUAL	2013-2014 ACTUAL	2014-2015 CURRENT BUDGET	2014-2015 Y-T-D ACTUAL	2014-2015 PROJECTED YEAR END	2015-2016 REQUESTED BUDGET	2015-2016 PROPOSED BUDGET
DEBT SERVICE								
540-5602 PROCESSING FEES	1,000	1,000	1,100	1,100	1,100	1,100	16,283	
TOTAL DEBT SERVICE	1,000	1,000	1,100	1,100	1,100	1,100	16,283	
NOT USED								
540-5700 PRINCIPAL BOND - 2002 CofO	110,000	115,000	120,000	125,000	125,000	125,000	130,000	
540-5701 INTEREST BOND - 2002 Cof0	28,465	23,965	19,265	14,240	14,240	14,240	8,853	
TOTAL NOT USED	138,465	138,965	139,265	139,240	139,240	139,240	138,853	
NOT USED								
540-5800 PRINCIPAL BOND - 2007 CofO	390,000	410,000	425,000	435,000	435,000	435,000	465,000	
540-5801 INTEREST BOND - 2007 CofO	335,281	319,812	303,169	296,399	296,156	296,156	268,517	
540-5802 PARK LAND PURCHASE	0	0	52,631	50,000	50,000	50,000	50,000	
TOTAL NOT USED	725,281	729,812	780,800	781,399	781,156	781,156	783,517	
OTHER SOURCES/USES								
540-5900 PRINCIPAL BOND - 2015 CofO	0	0	0	0	0	0	90,000	
540-5901 INTEREST BOND - 2015 CofO	0	0	0	0	0	0	140,237	
TOTAL OTHER SOURCES/USES	0	0	0	0	0	0	230,237	
TOTAL DEVELOPMENT SERVICES	864,746	869,777	921,165	921,739	921,496	921,496	1,168,890	
TOTAL EXPENDITURES	864,746	869,777	921,165	921,739	921,496	921,496	1,168,890	
REVENUE OVER/(UNDER) EXPENDITURES	(6,402)	33,234	(45,240)	20,118	9,687	9,691	(13,798)	
Ending Fund Balance						$13,798	$0	

*** END OF REPORT ***

CAPITAL REPLACEMENT FUND BUDGET

Approved FYE 2016 Capital Replacement Fund (Committed)

PROPOSED BUDGET
AS OF: SEPTEMBER 22, 2015

03 -CAPITAL REPLACEMENT

REVENUES

	2011-2012 ACTUAL	2012-2013 ACTUAL	2013-2014 ACTUAL	2014-2015 CURRENT BUDGET	2014-2015 Y-T-D ACTUAL	2014-2015 PROJECTED YEAR END	2015-2016 REQUESTED BUDGET	2015-2016 PROPOSED BUDGET
Beginning Fund Balance						$6, 283	$4,252,643	
MISCELLANEOUS REVENUE								
406-1010 INTEREST EARNED	459	345	179	179	225	230	230	
406-1016 EDC CAPITAL - TRANSFER IN	0	35,000	163,849	30,000	55,000	55,000	0	
406-1017 ADMIN MISC REVENUES	1,142	0	0	0	0	0	0	
406-1018 PD MISC REVENUES	2,175	2,500	1,500	1,500	1,200	1,225	1,225	
406-1019 FD MISC REVENUES	5,000	1,100	2,900	2,900	0	0	21,000	
406-1021 TRANSFERS IN/OUT- OTHER FUND	0	0	0	0	4,375,356	4,375,356	0	
406-1022 DISPATCH MISC REVENUES	0	0	0	0	0	0	0	
TOTAL MISCELLANEOUS REVENUE	8,776	38,945	168,428	34,579	4,431,781	4,431,811	22,455	

406-1019 FD MISC REVENUES NEXT YEAR NOTES:
1. TRANSFER IN FROM GENERAL FUND EMS BUDGET FOR
LIFEPAK 15 MONITOR / DEFIBRILLATOR (QTY. 3) REPLACEMENT AND
LUCAS DEVICE (QTY. 1)

406-1021 TRANSFERS IN/OUT- OTHER FUNEXT YEAR NOTES:
1. 2015 CofO PROCEEDS

TOTAL REVENUES	8,776	38,945	168,428	34,579	4,431,781	4,431,811	22,455	

PROPOSED BUDGET
AS OF: SEPTEMBER 22, 2015

03 -CAPITAL REPLACEMENT
BUILDING & GROUNDS
EXPENDITURES

	2011-2012 ACTUAL	2012-2013 ACTUAL	2013-2014 ACTUAL	2014-2015 CURRENT BUDGET	2014-2015 Y-T-D ACTUAL	2014-2015 PROJECTED YEAR END	2015-2016 REQUESTED BUDGET	2015-2016 PROPOSED BUDGET
CAPITAL OUTLAY								
550-5501 FIRE DEPT PURCHASES	0	0	0	8,588	0	0	21,000	
550-5509 EDC CAPITAL EXPENDITURES	10,432	12,065	153,786	205,800	185,247	185,247	525,495	
550-5510 POLICE DEPT PURCHASES	2,261	0	1,228	6,923	200	204	0	
550-5511 ADMINISTRATION PURCHASES	0	0	0	0	0	0	0	
550-5512 2015 C OF O EXPENDITURES	0	0	0	0	0	0	3,728,603	
550-5513 DISPATCH DEPT PURCHASES	0	0	0	0	0	0	0	
TOTAL CAPITAL OUTLAY	12,693	12,065	155,015	221,311	185,447	185,451	4,275,098	

550-5509 EDC CAPITAL EXPENDITURES NEXT YEAR NOTES:
1. LNV WATER / SEWER LINE CONTRACT - $44,190.00
2. HELOTES CREEK LINEAR PARK TEP PROJECT - $481,305.00

TOTAL BUILDING & GROUNDS	12,693	12,065	155,015	221,311	185,447	185,451	4,275,098	
TOTAL EXPENDITURES	12,693	12,065	155,015	221,311	185,447	185,451	4,275,098	
REVENUE OVER/(UNDER) EXPENDITURES	(3,917)	26,880	13,413	(186,732)	4,246,334	4,246,360	(4,252,643)	
Ending Fund Balance						$4,252,643	$0	

*** END OF REPORT ***

MUNICIPAL COURT
SECURITY & TECHNOLOGY
FUND (RESTRICTED) BUDGETS

Approved FYE 2016 Municipal Court Security and Technology Funds (Restricted)

PROPOSED BUDGET
AS OF: SEPTEMBER 22, 2015

06 -MUNICIPAL COURT SECURITY

REVENUES	2011-2012 ACTUAL	2012-2013 ACTUAL	2013-2014 ACTUAL	2014-2015 CURRENT BUDGET	2014-2015 Y-T-D ACTUAL	2014-2015 PROJECTED YEAR END	2015-2016 REQUESTED BUDGET	2015-2016 PROPOSED BUDGET
Beginning Fund Balance						$6,083.43	$1,039.43	
MISCELLANEOUS REVENUE								
406-1010 INTEREST EARNED	0	0	0	0	(34)	(34)	0	
406-1080 DEDICATED REVENUE	59,576	0	0	6,782	5,961	6,087	6,087	
TOTAL MISCELLANEOUS REVENUE	59,576	0	0	6,782	5,927	6,053	6,087	
TOTAL REVENUES	59,576	0	0	6,782	5,927	6,053	6,087	

PROPOSED BUDGET
AS OF: SEPTEMBER 22, 2015

06 -MUNICIPAL COURT SECURITY
ADMINISTRATION
EXPENDITURES

	2011-2012 ACTUAL	2012-2013 ACTUAL	2013-2014 ACTUAL	2014-2015 CURRENT BUDGET	2014-2015 Y-T-D ACTUAL	2014-2015 PROJECTED YEAR END	2015-2016 REQUESTED BUDGET	2015-2016 PROPOSED BUDGET
CAPITAL OUTLAY								
510-5501 OTHER EXPENDITURES	0	0	0	0	0	0	7,127	
TOTAL CAPITAL OUTLAY	0	0	0	0	0	0	7,127	
TOTAL ADMINISTRATION	0	0	0	0	0	0	7,127	

PROPOSED BUDGET
AS OF: SEPTEMBER 22, 2015

06 -MUNICIPAL COURT SECURITY
CONTRACT/COMMODITY/CAP
EXPENDITURES

	2011-2012 ACTUAL	2012-2013 ACTUAL	2013-2014 ACTUAL	2014-2015 CURRENT BUDGET	2014-2015 Y-T-D ACTUAL	2014-2015 PROJECTED YEAR END	2015-2016 REQUESTED BUDGET	2015-2016 PROPOSED BUDGET
CONTRACTUAL SERVICES								
570-5203 BAILIFF TASERS	0	1,204	1,084	4,100	0	3,213	0	
570-5210 BAILIFF RADIOS	0	14,424	15,131	7,797	7,720	7,884	0	
TOTAL CONTRACTUAL SERVICES	0	15,628	16,214	11,897	7,720	11,097	0	
TOTAL CONTRACT/COMMODITY/CAP	0	15,628	16,214	11,897	7,720	11,097	0	
TOTAL EXPENDITURES	0	15,628	16,214	11,897	7,720	11,097	7,127	
REVENUE OVER/(UNDER) EXPENDITURES	59,576	(15,628)	(16,214)	(5,115)	(1,793)	(5,044)	(1,039)	

Ending Fund Balance $1,039.43 $0

*** END OF REPORT ***

PROPOSED BUDGET
AS OF: SEPTEMBER 22, 2015

07 -MUNICIPAL CRT TECHNOLOGY

REVENUES	2011-2012 ACTUAL	2012-2013 ACTUAL	2013-2014 ACTUAL	2014-2015 CURRENT BUDGET	2014-2015 Y-T-D ACTUAL	2014-2015 PROJECTED YEAR END	2015-2016 REQUESTED BUDGET	2015-2016 PROPOSED BUDGET
Beginning Fund Balance						$3,846.38	$4,495.38	
NON-PROPERTY TAXES								
401-3140 DEDICATED REVENUES	0	0	0	10,279	7,956	8,125	8,125	
TOTAL NON-PROPERTY TAXES	0	0	0	10,279	7,956	8,125	8,125	
MISCELLANEOUS REVENUE								
406-1010 INTEREST EARNED	0	0	0	0	2	2	2	
TOTAL MISCELLANEOUS REVENUE	0	0	0	0	2	2	2	
TOTAL REVENUES	0	0	0	10,279	7,958	8,127	8,127	

PROPOSED BUDGET
AS OF: SEPTEMBER 22, 2015

07 -MUNICIPAL CRT TECHNOLOGY
ADMINISTRATION
EXPENDITURES

	2011-2012 ACTUAL	2012-2013 ACTUAL	2013-2014 ACTUAL	2014-2015 CURRENT BUDGET	2014-2015 Y-T-D ACTUAL	2014-2015 PROJECTED YEAR END	2015-2016 REQUESTED BUDGET	2015-2016 PROPOSED BUDGET
CAPITAL OUTLAY								
510-5500 WINDOW SPEAKERS	0	0	0	4,000	3,134	3,200	0	
510-5501 OTHER EXPENDITURES	0	0	0	11,611	4,189	4,277	12,622	
TOTAL CAPITAL OUTLAY	0	0	0	15,611	7,323	7,478	12,622	

510-5501 OTHER EXPENDITURES

NEXT YEAR NOTES:
1. CREDIT CARD SWIPES - $390.00
2. ELECTRONIC KIOSK - $UNDETERMINED

TOTAL ADMINISTRATION	0	0	0	15,611	7,323	7,478	12,622	
TOTAL EXPENDITURES	0	0	0	15,611	7,323	7,478	12,622	
REVENUE OVER/(UNDER) EXPENDITURES	0	0	0	(5,332)	636	649	(4,495)	
Ending Fund Balance						$4,495.38	$0	

*** END OF REPORT ***

PEG (PUBLIC ACCESS)
FUND (RESTRICTED) BUDGET

Approved FYE 2016 PEG Fund (Restricted)

CITY OF HELOTES
PROPOSED BUDGET
AS OF: SEPTEMBER 22, 2015

10 -PEG

REVENUES	2011-2012 ACTUAL	2012-2013 ACTUAL	2013-2014 ACTUAL	2014-2015 CURRENT BUDGET	2014-2015 Y-T-D ACTUAL	2014-2015 PROJECTED YEAR END	2015-2016 REQUESTED BUDGET	2015-2016 PROPOSED BUDGET
Beginning Fund Balance						$7,298.96	$28,760.96	
MISCELLANEOUS REVENUE								
406-1000 DEDICATED REVENUE	0	0	0	15,058	24,196	24,709	24,709	
406-1010 INTEREST INCOME	0	0	0	0	14	14	14	
TOTAL MISCELLANEOUS REVENUE	0	0	0	15,058	24,210	24,723	24,723	
TOTAL REVENUES	0	0	0	15,058	24,210	24,723	24,723	

PROPOSED BUDGET
AS OF: SEPTEMBER 22, 2015

10 -PEG
ADMINISTRATION
EXPENDITURES

	2011-2012 ACTUAL	2012-2013 ACTUAL	2013-2014 ACTUAL	2014-2015 CURRENT BUDGET	2014-2015 Y-T-D ACTUAL	2014-2015 PROJECTED YEAR END	2015-2016 REQUESTED BUDGET	2015-2016 PROPOSED BUDGET
GRANT EXPENSES								
510-5000 PUBLIC ACCESS EXPENDITURES	0	0	0	24,140	3,193	3,261	53,484	
TOTAL GRANT EXPENSES	0	0	0	24,140	3,193	3,261	53,484	
510-5000 PUBLIC ACCESS EXPENDITURES	NEXT YEAR NOTES: 1. CITY COUNCIL CHAMBERS VIDEOGRAPHY / SOUND IMPROVEMENTS 2. VBRICK SOFTWARE / HARDWARE UPGRADES / IMPROVEMENTS							
TOTAL ADMINISTRATION	0	0	0	24,140	3,193	3,261	53,484	
TOTAL EXPENDITURES	0	0	0	24,140	3,193	3,261	53,484	
REVENUE OVER/(UNDER) EXPENDITURES	0	0	0	(9,082)	21,017	21,462	(28,761)	
Ending Fund Balance						$28,760.96	$0	

*** END OF REPORT ***

POLICE TRAINING &
EDUCATION FUND (RESTRICTED) BUDGET

Approved FYE 2016 Police Training and Education Fund (Restricted)

08 -POLICE TRAINING

REVENUES	2011-2012 ACTUAL	2012-2013 ACTUAL	2013-2014 ACTUAL	2014-2015 CURRENT BUDGET	2014-2015 Y-T-D ACTUAL	2014-2015 PROJECTED YEAR END	2015-2016 REQUESTED BUDGET	2015-2016 PROPOSED BUDGET
Beginning Fund Balance						$4,794.02	$4,507.02	
MISCELLANEOUS REVENUE								
406-1010 INTEREST	(41)	68	18	0	4	4	4	
406-1015 DEDICATED REVENUE	97,275	103,732	114,737	0	1,858	1,897	1,897	
TOTAL MISCELLANEOUS REVENUE	97,234	103,801	114,755	0	1,863	1,901	1,901	
TOTAL REVENUES	97,234	103,801	114,755	0	1,863	1,901	1,901	

08 -POLICE TRAINING
ADMINISTRATION
EXPENDITURES

	2011-2012 ACTUAL	2012-2013 ACTUAL	2013-2014 ACTUAL	2014-2015 CURRENT BUDGET	2014-2015 Y-T-D ACTUAL	2014-2015 PROJECTED YEAR END	2015-2016 REQUESTED BUDGET	2015-2016 PROPOSED BUDGET
PERSONNEL								
510-5101 TRAINING	246,962	257,691	267,237	5,090	2,143	2,188	6,408	
TOTAL PERSONNEL	246,962	257,691	267,237	5,090	2,143	2,188	6,408	
TOTAL ADMINISTRATION	246,962	257,691	267,237	5,090	2,143	2,188	6,408	
TOTAL EXPENDITURES	246,962	257,691	267,237	5,090	2,143	2,188	6,408	
REVENUE OVER/(UNDER) EXPENDITURES	(149,727)	(153,890)	(152,481)	(5,090)	(280)	(287)	(4,507)	
Ending Fund Balance						$4,507.02	$0	

*** END OF REPORT ***

SCHOOL SAFETY
FUND (RESTRICTED) BUDGET

Approved FYE 2016 School Safety Fund (Restricted)

CITY OF HELOTES
PROPOSED BUDGET
AS OF: SEPTEMBER 22, 2015

09 -SCHOOL SAFETY

REVENUES	2011-2012 ACTUAL	2012-2013 ACTUAL	2013-2014 ACTUAL	2014-2015 CURRENT BUDGET	2014-2015 Y-T-D ACTUAL	2014-2015 PROJECTED YEAR END	2015-2016 REQUESTED BUDGET	2015-2016 PROPOSED BUDGET
Beginning Fund Balance						$22,839.02	$18,520.02	
MISCELLANEOUS REVENUE								
406-1000 DEDICATED REVENUES	0	0	0	9,730	8,914	9,103	9,103	
406-1010 INTEREST EARNED	0	0	0	0	17	17	17	
TOTAL MISCELLANEOUS REVENUE	0	0	0	9,730	8,931	9,120	9,120	
TOTAL REVENUES	0	0	0	9,730	8,931	9,120	9,120	

PROPOSED BUDGET
AS OF: SEPTEMBER 22, 2015

09 -SCHOOL SAFETY
ADMINISTRATION
EXPENDITURES

	2011-2012 ACTUAL	2012-2013 ACTUAL	2013-2014 ACTUAL	2014-2015 CURRENT BUDGET	2014-2015 Y-T-D ACTUAL	2014-2015 PROJECTED YEAR END	2015-2016 REQUESTED BUDGET	2015-2016 PROPOSED BUDGET
GRANT EXPENSES								
510-5000 LESLIE RD SIDEWALK	0	0	0	18,500	0	0	18,500	
TOTAL GRANT EXPENSES	0	0	0	18,500	0	0	18,500	
PERSONNEL								
510-5101 TRAFFIC SIGNAL	0	0	0	8,150	8,150	8,323	8,322	
510-5102 OTHER EXPENDITURES	0	0	0	16,946	2,049	5,117	818	
TOTAL PERSONNEL	0	0	0	25,096	10,198	13,440	9,140	
CAPITAL OUTLAY								
510-5501 OTHER EXPENDITURES	0	0	0	0	0	0	0	
TOTAL CAPITAL OUTLAY	0	0	0	0	0	0	0	
TOTAL ADMINISTRATION	0	0	0	43,596	10,198	13,440	27,640	
TOTAL EXPENDITURES	0	0	0	43,596	10,198	13,440	27,640	
REVENUE OVER/(UNDER) EXPENDITURES	0	0	0	(33,866)	(1,267)	(4,319)	(18,520)	
Ending Fund Balance						$18,520.02	$0	

*** END OF REPORT ***

POLICE DEPARTMENT
EXPLORER POST FUND (FIDUCIARY) BUDGET

Approved FYE 2016 Police Dept. Explorer Post Fund (Fiduciary)

CITY OF HELOTES
PROPOSED BUDGET
AS OF: SEPTEMBER 22, 2015

13 -EXPLORER POST
ADMINISTRATION
EXPENDITURES

	2011-2012 ACTUAL	2012-2013 ACTUAL	2013-2014 ACTUAL	2014-2015 CURRENT BUDGET	2014-2015 Y-T-D ACTUAL	2014-2015 PROJECTED YEAR END	2015-2016 REQUESTED BUDGET	2015-2016 PROPOSED BUDGET
Beginning Fund Balance						$2,783	$2,783	
GRANT EXPENSES								
510-5000 EXPLORER POST EXPENDITURES	0	0	0	2,783	0	0	2,783	
TOTAL GRANT EXPENSES	0	0	0	2,783	0	0	2,783	
TOTAL ADMINISTRATION	0	0	0	2,783	0	0	2,783	
TOTAL EXPENDITURES	0	0	0	2,783	0	0	2,783	
REVENUE OVER/(UNDER) EXPENDITURES	0	0	0	(2,783)	0	0	(2,783)	
Ending Fund Balance						$2,783	$0	

*** END OF REPORT ***

POLICE DEPARTMENT
FORFEITURE (STATE & FEDERAL) FUND
(RESTRICTED) BUDGETS

Approved FYE 2016 PD Forfeiture (State and Federal) Funds (Restricted)

CITY OF HELOTES
PROPOSED BUDGET
AS OF: SEPTEMBER 22, 2015

11 -FORFEITURE STATE
ADMINISTRATION
EXPENDITURES

	2011-2012 ACTUAL	2012-2013 ACTUAL	2013-2014 ACTUAL	2014-2015 CURRENT BUDGET	2014-2015 Y-T-D ACTUAL	2014-2015 PROJECTED YEAR END	2015-2016 REQUESTED BUDGET	2015-2016 PROPOSED BUDGET
Beginning Fund Balance						$1	$1	
GRANT EXPENSES								
510-5000 STATE FORFEITURE EXPENSES	0	0	0	1	0	0	1	
TOTAL GRANT EXPENSES	0	0	0	1	0	0	1	
TOTAL ADMINISTRATION	0	0	0	1	0	0	1	
TOTAL EXPENDITURES	0	0	0	1	0	0	1	
REVENUE OVER/(UNDER) EXPENDITURES	0	0	0	(1)	0	0	(1)	
Ending Fund Balance						$1	$0	

*** END OF REPORT ***

CITY OF HELOTES
PROPOSED BUDGET
AS OF: SEPTEMBER 22, 2015

12 -FORFEITURE FEDERAL
ADMINISTRATION
EXPENDITURES

	2011-2012 ACTUAL	2012-2013 ACTUAL	2013-2014 ACTUAL	2014-2015 CURRENT BUDGET	2014-2015 Y-T-D ACTUAL	2014-2015 PROJECTED YEAR END	2015-2016 REQUESTED BUDGET	2015-2016 PROPOSED BUDGET
Beginning Fund Balance						$1	$1	
GRANT EXPENSES								
510-5000 FEDERAL FORFEITURE EXPENSES	0	0	0	1	0	0	1	
TOTAL GRANT EXPENSES	0	0	0	1	0	0	1	
TOTAL ADMINISTRATION	0	0	0	1	0	0	1	
TOTAL EXPENDITURES	0	0	0	1	0	0	1	
REVENUE OVER/(UNDER) EXPENDITURES	0	0	0	(1)	0	0	(1)	
Ending Fund Balance						$1	$0	

*** END OF REPORT ***